

Proceedings e report

103

Electronic Imaging & the Visual Arts

EVA 2015 Florence

13-14 May 2015

edited by
Vito Cappellini

Firenze University Press
2015

Electronic Imaging & the Visual Arts : Eva 2015
Florence / edited by Vito Cappellini. – Firenze : Firenze
University Press, 2015.
(Proceedings e report ; 103)

<http://digital.casalini.it/9788866557593>

ISBN 978-88-6655-758-6 (print)

ISBN 978-88-6655-759-3 (online)

Peer Review Process

All publications are submitted to an external refereeing process under the responsibility of the FUP Editorial Board and the Scientific Committees of the individual series. The works published in the FUP catalogue are evaluated and approved by the Editorial Board of the publishing house. For a more detailed description of the refereeing process we refer to the official documents published in the online catalogue of the FUP (<http://www.fupress.com>).

Firenze University Press Editorial Board

G. Nigro (Co-ordinator), M.T. Bartoli, M. Boddi, R. Casalbuoni, C. Ciappei, R. Del Punta, A. Dolfi, V. Fargion, S. Ferrone, M. Garzaniti, P. Guarnieri, A. Mariani, M. Marini, A. Novelli, M. Verga, A. Zorzi.

© 2015 Firenze University Press
Università degli Studi di Firenze
Firenze University Press
Borgo Albizi, 28, 50122 Firenze, Italy
www.fupress.com
Printed in Italy

PROGRAM

Electronic Imaging & the Visual Arts

‘The Foremost European Electronic Imaging Events in the Visual Arts’

Forum for Users, Suppliers & Researchers

The key aim of this Event is to provide a forum for the user, supplier and scientific research communities to meet and exchange experiences, ideas and plans in the wide area of Culture & Technology. Participants receive up to date news on new EC and international arts computing & telecommunications initiatives as well as on Projects in the visual arts field, in archaeology and history. Working Groups and new Projects are promoted. Scientific and technical demonstrations are presented.

Main Topics

- 2D – 3D Digital Image Acquisition
- Leading Edge Applications: Galleries, Libraries, Education, Archaeological Sites, Museums & Historical Tours
- Mediterranean Initiatives in Technology for Cultural Heritage: Synergy with European & International Programmes
- Integrated Digital Archives for Cultural Heritage and Contemporary Art
- Management of Museums by using ICT Technology: Access, Guides, Documentation & Other Services
- The Impact of New Mobile Communications on Cultural Heritage and Modern Arts Area
- Semantic Webs
- Human - Computer Interaction for Cultural Heritage Applications
- Copyright Protection (Watermarking & Electronic Commerce)
- Culture and *e-government*
- Activities and Programmes for *e-learning*
- Application of Digital Terrestrial Television
- 3D Developments and Applications in the Cultural Heritage Area
- Digital Theater
- Cultural Tourism & Travel Applications
- Art and Medicine

WHO SHOULD ATTEND

THE CULTURAL SECTOR: The Visual Arts Community including Museums, Libraries, Archaeological Sites, Educational Institutions, Commercial Galleries and Dealers, Auction Houses, Artists & Collectors

THE HI-TECH INDUSTRY SECTOR: Multimedia Systems, Image Acquisition & Analysis, Data-bases, Display & Printing, ICT Industry, Telematics & Systems Manufacturing, On-line Information Services

MEDIA & RELATED SECTORS: Publishing, Press, Film, Television, Photography, Printing, Advertising, Graphics Design, Consumer Media

IMAGING SYSTEMS RESEARCHERS: Imaging Systems, 3-D Acquisition, Reconstruction & Representation Systems, Information Sciences

TOURISM & TRAVEL SECTOR: Tourism Agencies & Operators, Travel Agencies

THE GOVERNMENT SECTOR: Ministries of Culture and other Institutions involved in Cultural Heritage, Ministries of Industry, Education, Research and Science, Regional Governments

SPONSORS & SUPPORTERS INCLUDE:

EUROPEAN COMMISSION, THE UNIVERSITY OF FLORENCE,
REGIONE TOSCANA, COMUNE DI FIRENZE,
DIPARTIMENTO DI INGEGNERIA DELL'INFORMAZIONE,
CENTRO PER LA COMUNICAZIONE E L'INTEGRAZIONE DEI MEDIA,
ISTITUTO DI FISICA APPLICATA "NELLO CARRARA" – C.N.R.
CONFINDUSTRIA FIRENZE,
GTTI, CNIT,
HITACHI LTD.,
GRUPPO SESA,
CABEL,
T.T. TECNOSISTEMI,
FRATELLI ALINARI IDEA,
CENTRICA,
NEUMUS,
VIDITRUST,
INN-3D,
ICESP,
UNIVERSITA' INTERNAZIONALE DELL'ARTE,
ENTE CASSA DI RISPARMIO DI FIRENZE

Chairman: Vito Cappellini – Florence University
Co-Chairman: James Hemsley – EVA Conferences International
vito.cappellini@unifi.it jrhemsley@hotmail.com

Chairmen of International Conference Sessions and Workshops

Paolo Blasi, University of Florence, Florence, Italy
Enrico Bocci, Commissione ICT e Servizi Innovativi, Confindustria Toscana, Italy
Bernd Breuckmann, Breuckmann 3D-Engineering, Germany
Vito Cappellini, University of Florence, Florence, Italy
James Hemsley, EVA Conferences International, London, U.K.
Konstantine Karczmarski, University Innovation Office, ITMO University, Saint Petersburg, Russia
Takayuki Morioka, DIS Project, Hitachi Ltd., Yokohama, Japan

EVA Conferences Organiser: Monica Kaayk, acinom_5@hotmail.com

EVA 2015 Florence Technical Organising Committee includes:

Roberto Caldelli, Alessandro Nozzoli, Alessandro Piva, Francesca Uccheddu,
Luca Belloni, Riccardo Saldarelli, Giuliana Signorini,
Silvia Capecchi, Paola Imposimato, Claudia Riva di Sanseverino



**ENTE
CASSA DI RISPARMIO
DI FIRENZE**

EVA Organiser: Centro per la Comunicazione e l'Integrazione dei Media (MICC) -
Dipartimento di Ingegneria dell'Informazione (DINFO)
Università degli Studi di Firenze
Viale Morgagni 65 – 50134 Firenze, Italy
Tel.: (+39) 055 2751391 - Fax: (+39) 055 2751396
E-mail: eva2015florence@gmail.com
Web pages ~ <http://iapp.det.unifi.it/uploads/documents/highlights/Programme.pdf>

For general information: **Prof. Vito Cappellini & Secretariat**
Centro per la Comunicazione e l'Integrazione dei Media (MICC)
Viale Morgagni, 65 - 50134 Firenze, Italy
Tel.: (+39) 055 2751391 – Fax: (+39) 055 2751396
E-mail: vito.cappellini@unifi.it

For information on the Exhibition: CENTRICA S.r.l.
Piazza della Madonna della Neve, 5 - 50122 Firenze - Italy
Tel.: (+39) 055 24 66 802 – Fax: (+39) 055 20 09 785
E-mail: info@evaflorence.it Web pages ~ <http://www.evaflorence.it/home.php>

PROGRAM

1 - CONFERENCE

Wednesday, 13 May: 14,15 – 19,10
Thursday, 14 May: 9,00 – 17,55

2 - WORKSHOPS

Wednesday, 13 May: 9,00 – 13,00

3 - SPECIAL EVENT

Wednesday, 13 May: 20,00 – 22,45

4 - TECHNICAL EXHIBITION

Thursday, 14 May: 10,00 – 17,00

1 - CONFERENCE

Wednesday, 13 May

ROOM A

Chairmen: Vito Cappellini, Florence University
James Hemsley, EVA Conferences International

14,15 *Opening:* Enrico Del Re,
Director Dipartimento di Ingegneria dell'Informazione,
University of Florence
Pier Luigi Rossi Ferrini
Vice-President Ente Cassa di Risparmio di Firenze
Dirk Petrat,
Ministry of Culture, Free and Hanseatic City of Hamburg
Fabio Donato,
University of Ferrara, Italian Representative in Horizon 2020
- SC6 Committee

15,30 Coffee Break

15,45 **SESSION 1 – STRATEGIC ISSUES**

Chairman: Vito Cappellini, Università di Firenze, Florence, Italy

“Research Infrastructures and e-Infrastructures
for Cultural Heritage Communities”

Rossella Caffo
Michael-Culture Association

“The Strategic Role of IP Rights Protection”

Daniela Mainini
Anti-Counterfeiting Center, Milan, Italy

“Interpreting Heritage: Where Technology Meets
the Audience”

Margaretha Mazura¹, Kaja Antleje²
¹EMF – the Forum of e-Excellence, Bruxelles, Belgium
²Centre for Creative and Cultural Research (CCCR),
Faculty of Arts & Design, University of Canberra,
Canberra, Australia

“Museo Nazionale del Bargello: Mnemosyne -
Smart Museum Project”

Ilaria Ciseri
Museo Nazionale del Bargello,
Florence, Italy

“High Quality Archive Project For Polo Museale
Fiorentino: Exploitation Activities”

Vito Cappellini¹, Takayuki Morioka², Marco
Cappellini³
¹MICC - University of Florence, Italy
²DIS Project, Hitachi Ltd., Yokohama, Japan
³Centrica S.r.l., Florence, Italy

ROOM A

17,50 **SESSION 2 – NEW TECHNOLOGIES & APPLICATIONS**

Chairman: Konstantine Karczmarski, University Innovation Office, ITMO University, St.Petersburg, Russia

- “International Cluster Approach as a Fast Track to Practical Realization of Disruptive Innovations in Culture” Konstantine Karczmarski
University Innovation Office,
ITMO University,
Saint Petersburg, Russia
- “The Reinvention of Print in our Digital World: It’s Personal, Powerful, Permanent” Andrea De Polo Saibanti
Fratelli Alinari IDEA Spa,
Florence, Italy
- “ViSeQR®: a passive authentication technology” Giacomo Cancelli, Marco Cappellini
ViDiTrust S.r.l.,
Siena, Italy
- “Patient and User: Techniques for Treatment and Interaction with People” L. Burzagli, F. Baldini, R. Pini
Istituto di Fisica Applicata "Nello Carrara" - CNR,
Sesto Fiorentino, Florence, Italy

Thursday, 14 May

ROOM A

9,00 **INTERNATIONAL FORUM ON “CULTURE & TECHNOLOGY**

Chairman: Paolo Blasi, Università di Firenze, Florence, Italy

The structure of the FORUM is presented.

Actual developments and perspectives are outlined:

- Cooperation Groups
- Proposed Projects
- Funding Opportunities
- European Commission Plans (HORIZON 2020)

Speakers Include:

- *Alberto Del Bimbo, Director Centro per la Comunicazione e l’Integrazione dei Media, Florence, Italy*
- *Cristina Acidini, ex-Superintendent of Polo Museale Fiorentino, Florence, Italy*
- *Monica Carfagni, President Promo Design, Calenzano, Florence, Italy*
- *Takayuki Morioka, Director DIS Project, Hitachi Ltd., Yokohama, Japan*
- *Edoardo Calia, Research Director, Istituto Superiore Mario Boella, Torino, Italy*

11,00 Coffee Break

11.15 **SESSION 3 – NEW 2D-3D TECHNICAL DEVELOPMENTS & APPLICATIONS**

Chairman: Bernd Breuckmann Breuckmann 3D- Engineering, Meersburg, Germany

“Close Range 3D Scanning in Cultural Heritage: Discussion of Different Technologies”

Bernd Breuckmann
Breuckmann 3D - Engineering,
Meersburg, Germany

“Collaborative Interactions on Media Facades”

Jürgen Sieck¹⁻², Desiree Wündisch²
¹INKA, University of Applied Sciences, Berlin, Germany
²School of Computing and Informatics, Polytechnic of Namibia, Namibia

“FTV for Revolutionized 3D Viewing”

Masayuki Tanimoto
Nagoya Industrial Science Research Institute,
Nagoya, Japan

“Free-viewpoint Image Generation from Free Setup Cameras”

Masayuki Tanimoto
Nagoya Industrial Science Research Institute,
Nagoya, Japan

“Word-of-Mouth Marketing and Social Media for Russian Cinema-Goers”

A. Peregudov
Center of Research and Innovation for Digital Cinema,
Saint-Petersburg State Institute of Cinema and Television,
Saint-Petersburg, Russia

“Proving the Story”

Greg Loftin
School of Production,
Ravensbourne,
London, U.K.

13,15 Lunch Break

ROOM A

14,40 **SESSION 4 – VIRTUAL GALLERIES – MUSEUMS AND RELATED INITIATIVES**

Chairman: Takayuki Morioka, DIS Project, Hitachi Ltd., Yokohama, Japan

“Enhancing Viewer’s Emotional Connections to the Traditional Art Creative Process Via An AI Interactive System”

Sara Salevati, Steve Di Paola
School of Interactive Arts & Technology,
Simon Fraser University,
Vancouver, Canada

“Methodologies and Technologies for Restoration. SMARTICON: Information Retrieval and the Rediscovery of an important Painting”

Sara Penco
Restorer and Creator of the “SMARTICON Project”,
Rome, Italy

“It’s Those Einstein Pictures again! The Users of ETH-Bibliothek’s Image Archive: An Image - Science Study”

Nicole Graf,
Image Archive,
ETH-Bibliothek, ETH,
Zurich, Switzerland

“Digital Exhibit: Cross-Media and Interactive Digital Storytelling for Archaeological Heritage”

Laura Longo¹, Nicola Amico²,
Cinzia Luddi², Ginevra Niccolucci²
¹Musei Civici Fiorentini, Florence, Italy
²PIN, VAST-LAB, Prato, Italy

16,00 Coffee Break

ROOM B

16,15 **SESSION 5 – ACCESS TO THE CULTURE INFORMATION**

Chairman: James Hemsley, EVA Conferences International, U.K.

“Culture Clock & The e-Culture Cloud”

Mathias Müller-Using
Interpol+- Studios / Nordpol+ Hamburg,
Berlin / Hamburg,
Germany

“Augmented Reality to Improve Users Experience in Art: An Application of Epson Moverio and Google CardBoard Devices”

Raffaella Folgieri¹, Marco Granato²
¹Dipartimento di Economia, Management e Metodi quantitativi, Università degli Studi di Milano, Milan, Italy
²CdL Cognitive Science and Decision Making, Università degli Studi di Milano, Milan, Italy

“Be Smart: Stay Human why e-Learning Needs Real Teaching”

Michael Petermann
Hamburg Conservatory,
Hamburg, Germany

“Transmitting Hybrid Theatre & Cinema Across Borders with Live English, German & Italian Language Events for Education & Enjoyment”

James Hemsley¹, James Morris²
¹Birkbeck College, University of London and EVA, London, U.K.
²Ravensbourne, London, U.K.

“Social Networks Analysis to Enhance The Cultural Experience in the NeoLuoghi Project”

F. Spadoni¹, F. Thétis¹, R. Rossi¹, F. Tariffi²,
¹Rigel Engineering S.r.l., Livorno, Italy
²Space S.p.a., Prato, Italy

2 - WORKSHOPS

Wednesday, 13 May

ROOM B

WORKSHOP 1 INTERNATIONAL COOPERATION

9,00 – 13,00

Chairman: James Hemsley, EVA Conferences International

The general aspects of international cooperation in Cultural Heritage are presented. The impact of new technologies in the field is considered, outlining the more suitable ones for cooperative plans.

The importance of Virtual Heritage for better cooperation among the Nations in the World is considered.

Coordination and promotion Lines by International Organizations (as by UNESCO) are outlined.

Speakers include:

- Maria Luisa Stringa, *Presidente Centro UNESCO di Firenze, Florence, Italy*
- Nikolay Borisov and Vera Slobodyanuk, *Center of Design and Multimedia, ITMO State University, Saint Petersburg, Russia*
- Gioacchino Onorati, *Editore ARACNE EDITRICE, Rome, Italy*
- Roberto Fracassini, *Console Onorario d'Italia, Guam, USA*
- Elisabetta Susani, *Accademia di Belle Arti, Brera and Politecnico di Milano–Dipartimento DASTU, Milan, Italy*
- Antonia Ida Fontana, *Presidente Società Dante Alighieri, Florence, Italy*
- Marco Cappellini, *Centrica S.r.l., Florence, Italy*

ROOM A

WORKSHOP 2 INNOVATION AND ENTERPRISE – INNOVAZIONE E IMPRESA

(Italian Language)

9,00 – 13,00

Chairman: Enrico Bocci, Responsabile Commissione ICT e Servizi Innovativi Confindustria Toscana e Presidente Opera Medicea Laurenziana, Florence, Italy

Technological requirements in the Cultural Heritage field are outlined and opportunities for Italian SME's working in the field, using new technologies, are presented.

Regional and national applied research Programs in Italy are described.

Activities by National Organizations and Firms working in the area of Telecommunications, Informatics, Environment and Infomobility are presented.

Funding by European Commission is considered, with particular reference to multimedia and telematics for Cultural Heritage. Special consideration is given to the new EC Plan HORIZON 2020.

Initiatives regarding the “know-how” transfer from Research Organizations to the Industrial Sector are described.

Organizations and Companies present their activities and experiences.

Invited Speakers:

- *Marco Bellandi, Pro-Rettore al Trasferimento Tecnologico e Presidente di CsaVRI, Università degli Studi di Firenze*
- *Daniela Belliti, Vice-Sindaco, Comune di Pistoia*

Speakers include:

- *Luigi Perissich, CONFINDUSTRIA Servizi Innovativi e Tecnologici*
- *Renzo Zampini, INFOCAMERE*
- *Paola Castellacci, VARGROUP*
- *Daniele Corsini, CABEL*
- *Riccardo Bruschi and Luca Bencini, T.T. Tecnosistemi, Prato*
- *Gianluca Vannuccini, Servizio Sviluppo Infrastrutture Tecnologiche, Comune di Firenze*
- *Andrea del Re, Studio Legale Del Re – Sandrucci, Firenze*
- *Franco Guidi, NEUMUS, Firenze*
- *Martina Ruffo, CON-SCIENZA, Firenze*
- *Danilo De Roberto, XY Project S.r.l., Firenze*

3 - SPECIAL EVENT

Wednesday, 13 May 20,00 – 22,45

RECEPTION at Grand Hotel Minerva

Multimedia Presentation of Art and Science
(in cooperation with Antica Compagnia del Paiolo)

4 - TECHNICAL EXHIBITION

Thursday, 14 May: 10,00 – 17,00

For information on the Exhibition:

CENTRICA S.r.l.

Piazza della Madonna della Neve, 5 - 50122 Firenze - Italy

Tel.: (+39) 055 24 66 802 – Fax: (+39) 055 20 09 785

E-mail: info@evaflorence.it Web pages ~ <http://www.evaflorence.it/home.php>

CONNECTED EVA

EVA 2015 SAINT PETERSBURG

24-25 June, Saint Petersburg, Russia

Chairmen:

Vito Cappellini

Nikolay Borisov

University of Florence

Saint Petersburg Research University
of Information Technologies Mechanics
and Optics (ITMO)

Reference: <http://evaspb.ifmo.ru>

PROCEEDINGS

STRATEGIC ISSUES

Research Infrastructures and e-Infrastructures for cultural heritage communities

Rossella Caffo

President of Michael-Culture Association

rosa.caffo@beniculturali.it

The existing e-Infrastructures for research and academia are efficient channels for the delivery of advanced services that can be used by the digital cultural heritage communities such as stable technical platforms, federated authentication and authorization infrastructure, cost-effective data storage and preservation and superior processing power.

The research infrastructures in the sector of cultural heritage, humanities, history, archaeology and so on, are integrating the existing different research data infrastructures on cultural heritage, setting their own features that characterize a distinctive research methodology, so as to allow researchers to use distributed data and new and powerful technologies.

Virtual research environment in cultural heritage

The ESFRI projects and other projects focused on research in cultural heritage fields, like [DARIAH](#), [ARIADNE](#) are working for designing and creating facilities, resources and related services for the research community: a kind of a digital ecosystem i.e. a digital environment in which members – i.e. researchers, research teams and research institutions – will create a virtual research environment providing access to all their content, services and applications that will enable exchanging expertise, methodologies, and practices across domains and disciplines. The challenge is to foster cooperation between e-Infrastructure providers and cultural heritage communities for a common vision on a sustainable, shared public e-Infrastructures in the cultural heritage domain.

Need of common policies

The impact of e-Infrastructures on virtual research and cultural heritage communities must take into account the regulation and governance of e-Infrastructures: there is a need to establish common policies, processes and protocols which will allow digital cultural heritage (DCH) organisations to access e-Infrastructures, despite the fact that NRENs and NGIs are national entities, often with different policies and procedures for access and usage.

The dialogue between e-Infrastructure providers and cultural heritage sector: projects coordinated by Italian Ministry of Culture

The task of establishing a dialogue and a relationship between the cultural sector, the research sector and the e-infrastructures in Europe was successful undertaken by three European projects, conducted under the leadership of the Italian Ministry for Cultural Heritage and Activities and Tourism. The launch of this dialogue was firstly realized with the [DC-NET](#) project and then renewed with [INDICATE](#) and [DCH-RP](#) projects that investigated political and technical domains concerning the relation between the DCH sector and e-Infrastructures.

New skill and competences

The challenges raised by the digital world on traditional professional practices are of large-scale, and this is particularly true in the cultural heritage sector; there is a need of new professions and skills for E-Infrastructure.

THE STRATEGIC ROLE OF IP RIGHTS PROTECTION

Daniela Mainini

President of Anti-Counterfeiting Center

presidenza@anticontraffazione.org

ABSTRACT

Intangible rights protect the products of human intelligence, such as copyrightable works, patented inventions, trademarks and trade secrets. The protection and the enforcement of IPR are crucial for the development of the industrial sector and its ability to compete in a global economy - both on a national and international level. Counterfeiting should be considered a virus which insinuates itself into the healthy economy, damaging entrepreneurs, legal employment and fostering criminality. In recent years, concerns for public health and safety have increased due to the replication of particular kinds of goods, such as medicines, foods, beverages, toys and spare parts for automobiles and aircrafts. Counterfeiting should be viewed neither from a political right nor from a political left but from above and below: "below" means admitting that counterfeiting is part of an insalubrious submerged economy; "above" signifies that we need a strategic vision to combat it. The first priority in this battle is **growing awareness of the phenomena**, particularly among consumers, with a strong focus on young people. Our methods of communication need to change. We must adopt modern technology, using Social networks, such as Twitter or Facebook. **Enforcement** is then necessary: even if Italian law is fairly adequate, this remains the greatest issue: in Italy, specialization in Intellectual Property Rights can be found in civil court judges but is almost totally absent among criminal judges. Despite the creation of Italian Enterprise Courts into which the IP Civil Courts have been absorbed, the challenge remains the one of preserving the IP specialization of civil judges and of creating that of criminal Judges. The next goal is **coordination**: setting up a series of committees to roll-out anti-counterfeiting initiatives. We must stop cultivating "small gardens" of skills to protect IP, starting to carry out transversal investigation. **Growth of awareness among entrepreneurs** is also crucial: the protection and the enforcement of IPR must be recognized as necessary prerequisites for the development of Italian industry. Even in SMES there is a need for an IP manager, which should cover a strategic position. **Internet** and the web will certainly open new avenues for international trade, but at the same time the globalization will offer new possibilities to the criminals: the future battle against counterfeiting will definitely be conducted on the web, since it is a powerful tool to "internationalize" the counterfeiting of brands and products. Last but not least, **"made in Italy" and "Italian Sounding"** must be **protected from foreign usurpation**. EXPO 2015, that in the next six months is expected to bring 20 million visitors to our Country, is an exceptional vehicle for the promotion of Made in Italy and of our nation as a whole in an international environment. Made in Italy is our pride but even more, it is the driver of Italian development. The title of Expo 2015, "feeding the planet, energy for life", introduces many themes, all of them being fundamentally based on ethics: in fact, it's not ethical to infringe agro-alimentary rights, especially the famous "Italian Sounding" in which unauthorized product are sold under an Italian name. Lack of respect for the Country of origin costs Italy 60 billion euro per year in lost turnover, while the damage to the Italian Agro-

alimentary sector accounts for 6 million euro per hour. EXPO 2015 gives Milano a unique opportunity to re-launch Italy as a protagonist in the promotion of fair and respectful competition regulation, which must recognize and protect diverse geographical-cultural origins worldwide.

To sum up: different instruments for each sector are needed, but always under the wise lead of a unique large institutional orchestra.

Interpreting heritage: Where technology meets the audience

Dr. Margaretha Mazura, Secretary General EMF – the Forum of e-Excellence

Dr. Kaja Antlejš, eCultAmbassador, currently Postdoctoral Researcher, Centre for Creative and Cultural Research (CCCR), Faculty of Arts & Design, University of Canberra

In heritage interpretation digital technologies have been in use for some decades as they enable unique opportunities for enhancing visitor/user experience. Many interpreters, who are using digital technologies as possible tools for transmitting heritage meanings to a wider public, have noticed that their implementation is a complex process. It requires not only knowledge from both heritage and technology poles but also good communication skills in order to establish a successful collaboration between content (heritage institutions) and technology providers. Several times communication challenges between engineers and cultural professionals have been summarized in John Gray's metaphor paraphrased as: »*Technology comes from Mars, culture from Venus*«.

To tap on the opportunities digital technologies offer, they must be integrated into an overall strategy of museums and other cultural heritage institutions. But how to select the right technology for the interpretation of your collection? And why?

Cultural heritage artefacts are still today mostly seen in their isolation in one space like a museum. Visitors want more tailor-made exhibitions or experiences that correspond to their interests. What is lacking, and what hampers to engage young people in museums, is their contextualization and the lack of user centricity. Two EU research projects that explored (and explore) the use of new technologies to engage users are: CHESSEX - Cultural Heritage Experiences through Socio-personal interactions and Storytelling (www.chessexperience.eu) and TAGCLOUD (www.tagcloudproject.eu). CHESSEX was successfully deployed at the Acropolis Museum in Athens: specially adapted tablets allow the visitor to see the artefacts in their original environment, with the (original) colour paint on them. Visitors can select a circuit to their interest. Technology used are Augmented Reality paired with storytelling via the tablet. TAGCLOUD uses mainstream smartphones to convey storytelling at cultural heritage sites like the Alhambra in Granada. Users can share their experience and knowledge via social media that are linked to the App thus enhancing the storytelling by their own stories.

Another way to include users/visitors or other knowledgeable people (e.g. collectors) to interpret heritage is crowdsourcing. The scientific article "Crowdsourcing in the Cultural Heritage Domain: Opportunities and Challenges"¹ points to the opportunities but also *caveats* when using crowdsourcing.

More documentation and practical guidance on technologies that facilitate interpreting cultural heritage can be found at: <http://www.ecultobservatory.eu/basic-page/ambassadors-toolkit>

BACKGROUND:

The eCult Observatory studies museum needs and available technology solutions and tries to give guidance to both sides. eCult Ambassadors, a network of trained persons with special knowledge in cultural heritage and technology, can act as intermediaries and help selecting a technology. For more information, please contact us: www.ecultobservatory.eu/contact.

¹ Johan Oomen, Lora Arroyo, http://www.iisi.de/fileadmin/IISI/upload/2011/p138_oomen.pdf

**MUSEO NAZIONALE DEL BARGELLO:
“MNEMOSYNE - SMART MUSEUMS” PROJECT**

Ilaria Ciseri

Museo Nazionale del Bargello

Florence, Italy

<ciseri@polomuseale.firenze.it>

Last February at the Museo Nazionale del Bargello, in Florence, has been presented a three-year project funded by the European Commission and Regione Toscana and realized by the MICC (Centro per la Comunicazione e Integrazione dei Media) of the University of Florence, under the direction of Alberto Del Bimbo and Thales Italia SpA. The project is very interesting and innovative: for the first time, in Italy, a network of fixed and mobile sensors analyse visitor's behaviour inside the museum and index each visitor's interest to discover related artworks. The right of privacy is guaranteed. The system consist in a multimedia touchscreen collocated in the Donatello Room, the main room of the museum, where are on display masterworks by the most important Renaissance sculptors as Donatello, Verrocchio, Desiderio da Settignano and Luca della Robbia. The Mnemosyne touchscreen shows a selection of 10 sculptures and offer a multimedia content.

This sperimental project is the first interactive kind of multimedia product conceived to provide each user a personalized museum experience.

To increase digital technologies is one of the main aims of the Bargello Museums to improve the didactic apparatus and to permit a modern approach by the visitors.

HIGH QUALITY ARCHIVE PROJECT FOR POLO MUSEALE FIORENTINO: EXPLOITATION ACTIVITIES

Vito Cappellini, President MICC - University of Florence, Italy
Takayuki Morioka, Director DIS Project, Hitachi Ltd., Yokohama, Japan
Marco Cappellini, CEO Centrica S.r.l., Florence, Italy

SUMMARY

The Project on “High Quality Digital Archive for Polo Museale Fiorentino”, developed by MICC - DINFO - University of Florence, Hitachi Ltd. and Centrica S.r.l., in cooperation with Museums of Polo Museale Fiorentino, is continuing its activities along the planned lines. Many important art-works have been digitized at very high quality:

1. Leonardo da Vinci, Annunciazione, Uffizi
2. Leonardo da Vinci, Adorazione dei Magi, Uffizi
3. Leonardo da Vinci, Battesimo di Cristo, Uffizi
4. Michelangelo, Tondo Doni, Uffizi
5. Tiziano, Venere d’Urbino, Uffizi
6. Caravaggio, Bacco, Uffizi
7. Caravaggio, Medusa, Uffizi
8. Piero della Francesca, Dittico di Urbino, Uffizi
9. Bronzino, Ritratto di Eleonora di Toledo, Uffizi
10. Botticelli, Madonna del Magnificat, Uffizi
11. Botticelli, Primavera, Uffizi
12. Botticelli, Nascita di Venere, Uffizi
13. Giotto, Madonna di Ognissanti, Uffizi
14. Raffaello, Madonna del Cardellino, Uffizi
15. Raffaello, Madonna della seggiola, Palatina
16. Lega, Il Canto dello Stornello, Museo d’Arte Moderna
17. Fattori, Libecciate, Museo d’Arte Moderna
18. Correggio, Adorazione del Bambino, Uffizi
19. Andrea Del Sarto, Madonna delle Arpie, Uffizi
20. Paolo Uccello, Battaglia di San Romano, Uffizi
21. Giovanni Bellini, Allegoria Sacra, Uffizi
22. Filippo Lippi, Madonna col Bambino e Angeli, Uffizi
23. Tiziano, Flora, Uffizi
24. Parmigianino, Madonna dal collo lungo
25. Simone Martini and Lippo Memmi, Annunciazione tra i santi Ansano e Margherita, Uffizi
26. Andrea Mantegna, Trittico, Uffizi
27. Lorenzetti, Presentazione al Tempio
28. Gentile da Fabriano, Adorazione dei Magi, Uffizi
29. Pontormo, Cena in Emmaus, Uffizi

Several technological improvements have been added since the starting of the Project. First of all the high quality was further important by means of the three advanced techniques:

- very high resolution;
- color correction (calibration);
- geometric distortion control.

Some activities developed in last year are described in the following.

Two important activities developed by Hitachi Ltd. regarded Uffizi Virtual Museum (UVM) Exhibition in Guam, USA and Permanent Exhibition in Hitachi’s showroom in Yokohama, Japan.

The UVM Exhibition was held by the Honorary Consulate of Italy in Guam (at the Under Water World Complex in Tourism) for 49 days from 10 August to 27 September in 2014. It was the first for Guam to hold the Exhibition and it was very well received by travelers as well as local people. The total number of visitors recorded almost 6,000.

For what regards Permanent Exhibition, DIS Digital Museum continues (since its opening in October 2012) to show UVM contents and other replica & digital data newly digitized.

The average number of visitors is 50 per month and word-of-mouth recommendations have been increasing.

Presentations by MICC and Hitachi Ltd. have been done in October 2014 at KNOWDLEDGE CAPITAL in Osaka in the framework of “Art and Science New Renaissance” Event.

Further Uffizi Touch Studio by Centrica S.r.l. has been part of Engineering Ingegneria Informatica booth during European Utility Week (Amsterdam, 4-6 Nov. 2014).

Uffizi Touch® Cloud by Centrica S.r.l. has been demonstrated in Saint Petersburg (ITMO University 27-28 October 2014) and at CEBIT in Hannover (20 March 2015).

Acknowledgements

The fruitful Cooperation of Dr. Cristina Acidini, ex-Superintendent of Polo Museale Fiorentino, is acknowledged.

NEW TECHNOLOGIES & APPLICATIONS

INTERNATIONAL CLUSTER APPROACH AS A FAST TRACK TO PRACTICAL REALIZATION OF DISRUPTIVE INNOVATIONS IN CULTURE

Konstantine Karczmariski
University Innovation Office
ITMO University
St.Petersburg, Russia
konstantine.karczmarczyk@gmail.com

ABSTRACT

Several industries, that to a certain extent define how our life looks, have been striving to find a new and disruptive model that fits into reality of the information age. Those are everybody located between us and creators of any object of culture: museums and media companies, telecoms and theaters, film production companies and even travel agencies and, of course, quite a number of great tech startups trying to serve culture. Meanwhile, one of the greatest concepts - “culture as socio-economic driver” has been underperforming. One of the main reasons is that disruptive innovations require building entire business and social processes that connect new technologies in consistent new value chains, while public, academic and business efforts have been concentrated on isolated innovations.

Content

1. Introduction
2. Sustainability, efficiency, disruptive innovations. Which one is the most important for EU?
3. Innovations in culture. Why their value is not monetized?
4. Multi-disciplinary and multi-industry integration needs
5. Building new value chains in culture
6. Involvement of academia. Major role, limits and relationships with businesses
7. Internationalization and “distributed cluster” model
8. First practical results and conclusions

"The Reinvention of Print in our Digital World: It's Personal, Powerful, Permanent"

Andrea de Polo Saibanti
Dept. Digital Imaging and R&D
Fratelli Alinari IDEA SpA
Firenze, Italy
andrea@alinari.it, <http://www.alinari.com>

Abstract – Traditional film photography has declined considerably in the last decade. However print is not dead. Although traditional print on photographic paper has also faced recently a major decline, digital prints have seen recently, a small but significant increase in usage. Print materials can't create the flexibility of a digital platform, but digital content doesn't have the same tactile human response as paper, nor can it be used for specific branding needs such as product packaging. In this presentation we will discuss about the best options and opportunities for photographers, artists, designers, graphics, students, museum people about various solutions available today in the printing world going from the personal to the commercial evolution and sustainability. Although social media and technology will always grow, it does not mean that printing is dead.

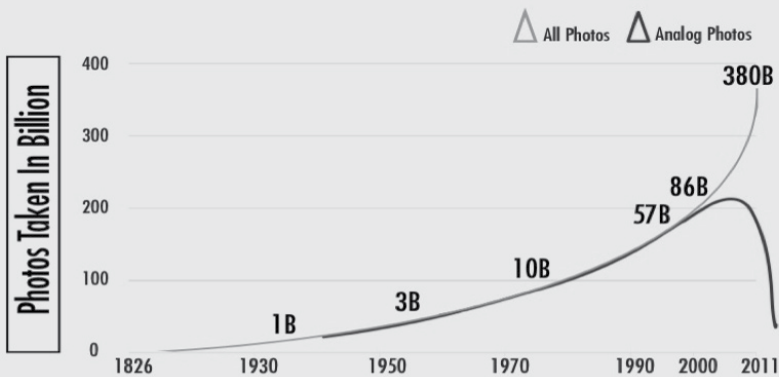
INTRODUCTION

Today, taking digital pictures is as simple as 1+2+3. Moreover, technology has become extremely inexpensive and the usability of most digital devices has become truly attractive even for young users. As consequence, those days, billion and billion of pictures are taken daily. However only a small fraction of them is printed or even properly stored and preserved for long term conservation. In terms of statistics, every day a human being see between 3000 to 15000 advertisement images, NY Times research (on TV, in the street, on the mobile phone and so on). In 2014, perhaps 90m traditional cameras will be sold - and close to 2bn phones and tablets with cameras. There will be over 2bn iPhone and Android smartphones on earth by the end of this year: with perhaps 4bn people on earth with mobile phones, there are at least 3bn camera phones and probably over 3.5bn. Over 1.5bn new photos are shared every day on Facebook, WhatsApp and Snapchat alone, which equates to about 550bn a year, and this is growing fast. The number of photos we take each year has sky rocketed. In fact, in a recent presentation by Yahoo!, it was claimed that as many as 880 BILLION photos were taken in 2014. So what is the main reason why with so much digital content around, people print lately less and less than before?

The boom of digital photography

Today, the smartphone in your pocket has a high-quality digital camera. Everyone -- not just artists -- is a photographer, and the explosion of photos taken annually proves it. For example the number of picture taken every year in 1999 was 86B and 380B in 2011! In addition, 83% of digital camera photographers edit their pics with a computer. And today we capture a new photo every 2 minutes, as humanity did as a whole in the entire 1800s!

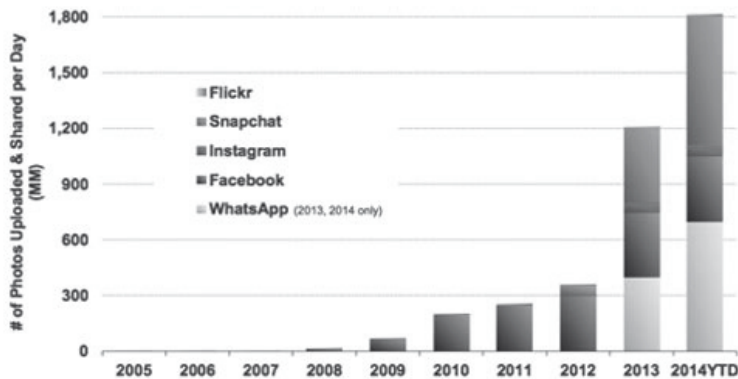
How Many Photos Are Taken Each Year?



Source: <http://digital-photography-school.com/history-photography>

**Photos Alone = 1.8B+ Uploaded & Shared Per Day...
Growth Remains Robust as New Real-Time Platforms Emerge**

**Daily Number of Photos Uploaded & Shared on Select Platforms,
2005 – 2014YTD**



Pricing for computers, mobile phones, digital cameras, video devices have dropped in the last 10 years by over 70%. High quality camera phones can cost around 800 euro (but gold versions could go as high as 10,000 euro!). However inexpensive cameras with a decent 5 megapixel camera can still go as low as 70 euro. And with a 5 megapixel camera, you can still get very good pictures ready to be printed in good quality on a A4 photographic type of paper. However printing is one of the main problems that the digital industry is facing today. Why? Today people prefer to store their images on the Cloud, to post them online, on social networks (Instagram, Facebook, Flickr, etc) or just save them on a local disc, rather than print any of them. In the past, let's say until mid '90's, especially with traditional photography, it was quite normal to print photos, put them in an album, enlarge them, put them on the wall. Today, although we capture many more images than before, printing them is a totally different story.

From Analog to Digital

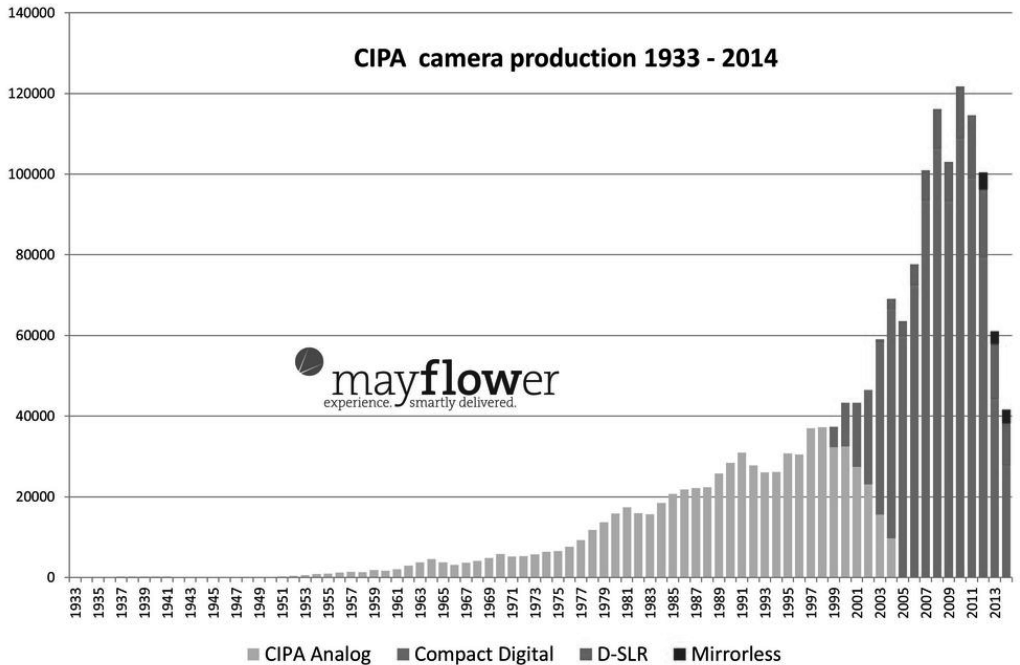
When Robert Burley (an associate professor at Ryerson University in Toronto) began documenting the global implosion of the silver-halide roll-film industry in 2005, he used an analogue camera. A digital one would have been a quirky choice for his style, unable to deliver the same precise results he was used to after decades of photographing architecture and landscapes. But as Mr Burley's journey progressed, he watched the ecosystem of film rapidly dissolve around him. "I was starting to feel like a blacksmith," he says, recalling the large-format camera kit he would unpack in order to capture his waning industrial subjects.

Kodak's bankruptcy filing in January 2012 was a result of decades of mismanagement. But it was also the victim of rapid technological change for an industry based on chemistry and large-scale production of an obsolescent good. The spike in silver prices was no help, either, for a product that must needs use it.

Consumers and professionals ditched film first. Then health-care services, which used it for X-rays, shifted to digital scans. The final blow came with the film industry's switch to digital projection. IHS iSuppli, a supply-chain analysis firm, estimates filmmakers consumed 4m kilometers of film each year for the distribution of prints at its height. That was just a few years ago. By 2012 this plunged by two-thirds. In 2015 it will be next to nothing. Mr Burley says that after years of talking with the workers, chemists and engineers that ran the plants he foresees a tipping point beyond which consistent quality photographic film will be impossible to make because of the scale necessary to maintain operations.

That point has not yet been reached. Polaroid factories in Massachusetts may be abandoned, but those in Enschede, the company's former European headquarters in the Netherlands, live on. That is thanks to the Impossible Project, which aimed to reboot instant-film production using original equipment (as well as a fair amount of reverse-engineering, or reinventing, lost secrets). With the expertise and hard work of a handful of people it succeeded, and has shipped millions of units of print film, including new variants that go beyond anything Polaroid made. It relies partly on Ilford, a British manufacturer of black-and-white film based in Mobberley (and also documented in the book). Ilford has so far survived bankruptcy and upheaval. But the Impossible Project as a whole depends on ancient equipment, a limited term lease and chemicals and processes provided by other firms (1).

With digital technology we can for example extend the dynamic range beyond the visual spectrum and manipulate in Photoshop or with the automatic histograms, in our smartphones or digital cameras, the scenes, to settings and tonal range not available in traditional analogic form. So imaging and photography is become today much affordable, easy to use and easy to operate. As consequence, in the last decade, digital imaging has clearly surpass traditional photography in many sectors: from photography to desktop publishing, from movies to 3D animation, from traditional silver halide based prints to ink-jet, laser jet, thermo prints. Chart below shows how digital cameras killed analog cameras and how the selfie culture (almost) killed digital cameras after that!



- 1) Analoge photography has been killed rapidly by the digital camera generation.
- 2) The Digital camera business got "almost" killed by the smartphone selfie generation :)

According to CIPA's camera production statistics, the recession of the camera market has slowed down a little. It decreased just 32.9 % until October 2014 compared to the same period last year.

Questionably, nevertheless, is that the decline of the margin product SLR increased it's momentum. 25% this segment shrank in 2014 so far - without hope that this decrease could be recovered by the sales of mirror free compact systems.

What impact this development has on the total photo market, becomes even more clear if we look to the sales ratios of the German photo market: In 2013 the share of cameras and lenses counted for not less than 85% according to European market research company GfK (sales of photo finishing products excluded) – a relation that most probably is not substantially different in other countries. (2)

Let's print then?

Save our memories and printing are two important actions that are currently quite missing in the digital eco-system workflow. Traditionally photography is not dead. In fact, Kodak's U.S. professional film revenue grew recently by 20 percent, and, according to Scott DiSabato, As Kodak has improved its Portra color negative films in recent years, the company has found ways to use components that are also used in consumer film and motion picture film manufacturing, improving efficiency and sharing costs.

U.S. marketing manager for professional film, pro film sales in Europe and Japan are also showing signs of improvement. - See more at: Kodak's competitors have also recently suggested that film remains a profitable business. One manufacturer, Lomography, is seeing

substantial growth. Michael Bain, a U.S. representative for Harman Technology, the company that manufactures Ilford films, reports that Ilford's sales were up. Ilford saw the most substantial growth in its 120 roll film and sheet films, including its ultra large format, or "ULF" films, for which it takes custom orders once a year.

Clients are also asking photographers to shoot film for certain jobs. Pari Dukovic, who shoots film exclusively, has been working for magazines like New York and The New Yorker, and says that editors come to him for the grainy, painterly look he achieves using high ISO black-and-white and color films. J.Crew asked Jake Chessum to shoot film for a project for one of their specialty stores in New York City a couple of years ago, and a few magazine editors have asked that he shoot film recently.

Photo students continue to use film, and educators continue to teach darkroom printing. Stephen Shore, who is head of the photography department at Bard College, says that a few years ago incoming students began showing up with no film or darkroom experience. More recently, during an introduction to the program he gives at the beginning of each year, when he told the students their education would be analogue until they were juniors, "spontaneously a bunch of students started clapping." (3)

Today the industry is try to educate people, once again, about the importance to save their content on proper format (and savvy place) for long term storage (such as TIFF or jpeg2000 in a DVD and tape), use cool temperature, low light and low humidity in the data storage.

In addition, printing is become again important as ink, paper and printing speed have all become economically driven and more affordable than in the past. Thanks to the latest printers in the market it is today quite easy to operate those machine mostly unattended, and this is great to run printing operation also on new locations like museums and galleries where the concept of print on demand is often seen as a great option to generate new revenues. Among the various companies and technologies available in the market, today it is quite popular the success of the Epson Stylus Pro 9900 printer. The Epson Stylus Pro 9900 Printer represents the highest level of innovation and performance for fine art and commercial print applications. Designed for 44" wide printing, the Pro 9900 incorporates a state-of-the-art MicroPiezo TFP print head with an ink droplet size of 3.5 picoliters. Leveraged with Epson's new AccuPhoto HDR screening technology, you can count on your most critical work to be rich, detailed, and accurate.



Epson's latest High Dynamic Range pigment inks offer exceptional quality for true archival printing. When used with Epson Professional Papers, color images are rated up to 200 years. Black & white printing lasts even longer! Eleven individual ink cartridges offer a super wide color gamut and eliminate waste.

In addition, The Epson Stylus Pro 9900 utilizes Optimal Black Ink Technology to automatically switch between Photo and Matte Black Inks. This delivers media-specific density for exceptional contrast, shadow detail, and line form. The black ink selected is easily confirmed on the front control panel.

Capable of handling virtually any media type up to 44" wide, the Epson Pro 9900 Printer is a wonderful choice for large format photographers and image professionals world-wide. Capable of printing images up to 44" wide, the Epson Pro 9900 is perfect for making fine art gallery prints and banner productions. In living color or dramatic black & white, bring your wide format vision to life.

Epson's latest High Dynamic Range (HDR) pigment inks offer exceptional quality for both archival printing and short-run proofing applications. Color prints on Epson Professional Media are rated stable for up to 200 years (black & white prints last even longer). The short-term stability of the inks is equally impressive. From proof to print, these inks were developed to meet the demands of the professional image maker of today and tomorrow.

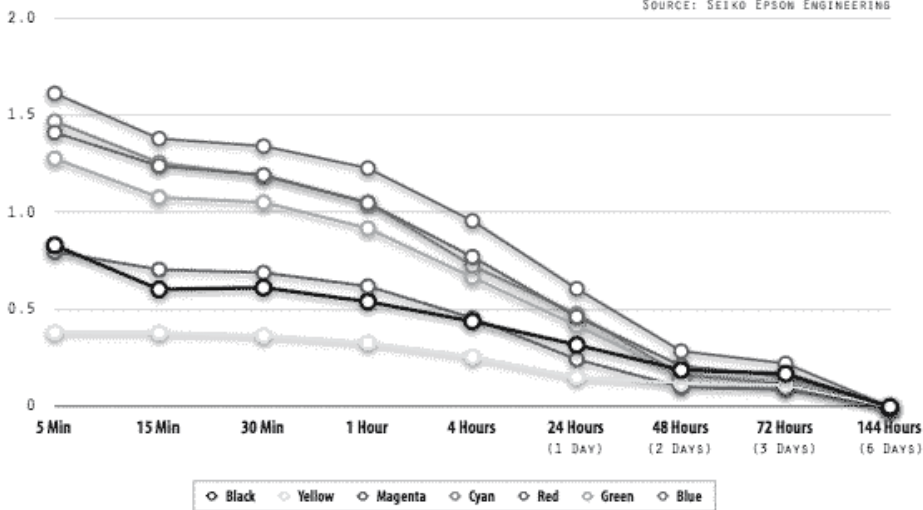


Epson UltraChrome® HDR Ink Technology

SHORT TERM COLOR STABILITY

Delta E94

SOURCE: SEIKO EPSON ENGINEERING



FOR REFERENCE: ANY L* VALUES BELOW DELTA E94 OF 2.0 IS BEST

(source: Nortlight web site) (4)

All 11 individual ink cartridges are available in 150, 350, and 700ml capacities to help control costs and eliminate waste. Use the inks you need most and reduce your impact on the environment. Cartridge sizes can be mixed and matched on the fly. Controlling ink use by the job or by the client has never been easier.

By combining Black, Light Black, and Light Light Black Inks, the Epson Pro 9900 produces film-quality black & white photos from color or grayscale files. From the darkest black point to the brightest white point, prints offer smoother tonal gradations without sacrificing contrast. With the Epson Pro 9900, wide-format, fine art black & white imaging rivals the very best fiber prints!

Conclusions:

Traditional photography is not dead. Long life to analog photography! However digital photography, digital imaging and digital prints is the standard solution for imaging today and probably for the future. However save our data in a reliable and harvested and compatible solution is truly a must for everyone. Plus print our memories is indeed important. Memory and data can be volatile. Prints are not. Prints, stored well can live for many decades. An their quality are today as good (of not better) than traditional analog prints. The prints are the best way to share our emotions, feelings, momentum with our relatives, friends and colleagues. Facebook, Flickr and so on are online social media that actually do not guarantee the storage of your content forever. Plus, to enjoy them, you must connect every time online. And sometimes your best pictures might be gone or your account my be lost or suspended. So printing is indeed a very important action to be made in our digital workflow and eco-system.

References

- [1] Rage, rage against the dying of the dark.
(<http://www.economist.com/blogs/babbage/2012/11/end-analogue-film>)
- [2] CIPA report: <http://www.mirrorlessrumors.com/chart-shows-how-digital-cameras-killed-analog-cameras-and-how-the-selfie-culture-almost-killed-digital-cameras-after-that>
- [3] The Future of Film (<http://www.pdonline.com/features/The-Future-of-Film-5631.shtml>)
- [4] Epson prints review: <http://www.northlight-images.co.uk/printers/epson9900-7900.html>

ViSeQR®: a passive authentication technology

G. Cancelli, M. Cappellini

ViDiTrust s.r.l.

Siena, Italy

g.cancelli@viditrust.eu m.cappellini@viditrust.eu

Abstract – The paper describe a possible approach for passive authentication of printed objects. It is relates to a method for antiforgery marking and authentication of printed products called ViSeQR®.

SUMMARY

The term "forgery" is generally used in a wide sense and comprises any production of a product that imitates the appearance of an original product so as to induce a consumer into error.

Described in the present work is an antiforgery approach for traceability of printed products. More in particular, the proposal technique regards a system for rendering a printed product non-riproducibile, thus preventing unauthorized reproduction thereof: in this way, it is possible to protect the printed product itself.

In the current state of the art, the phenomenon of forgery of products is a problem that continues to increase and hits transversely all sectors of production, and for its very nature shifts the equilibrium of the markets and affects competition with extremely high costs due both to the loss of earnings and to the loss of image of the manufacturer of the product itself, caused by the poorer quality of the goods present on the market.

To tackle this problem companies invest considerable amounts of capital in the protection of their own rights and in technologies for counterfeiting forgery. Many technologies are available, amongst which there is a widespread use of optical and electronic technologies, RFID technologies, techniques of electronic marking or "information hiding", holographic techniques and 2D barcodes, techniques of chemical or mechanical marking, and the like.

The basic idea behind the proposed approach, is that while the information carried by the QR code is easily reproducible e.g. using a photocopier, the frame printed around the QR code carries a sort of fingerprint of the printer that has physically generated the image, and such fingerprint can't be reproduced. The method used for the extraction of the fingerprint of the printer is based on extremely effective passive authentication techniques, based on image processing, that are the core of the know how of ViDiTrust. Being these techniques "passive", they arrive to uniquely identify the printer with no need for special paper or inks, and with no additional cost for the printing process.

PATIENT AND USER: TECHNIQUES FOR TREATMENT AND INTERACTION WITH PEOPLE

L. Burzagli, F. Baldini and R. Pini
Istituto di Fisica Applicata "Nello Carrara" - CNR
Sesto Fiorentino, ITALY
r.pini@ifac.cnr.it

Abstract – In recent years the significant technological development is changing many aspects of the daily life, in a number of basic aspects such as health-care. In the past each person received appropriate treatments by specialist medical staff and examinations from laboratory tests. On the contrary nowadays the patient is assuming an active role and is much closer to both examination and therapy phases. In this communication we will review this new approach, with regards to new technologies like Point-of-Care Diagnostics for low-cost and user friendly health monitoring and Nanomedicine for early and minimally invasive treatment of diseases like cancer.

In recent years the significant technological development is changing many aspects of the daily life of each person, not only for the adoption of new technologies, but also for a different approach in a number of basic aspects of life such as health-care. In the past each person received appropriate treatments by specialist staff, such as doctors, nurses, which took care of therapies rather than medical examination, from laboratory tests to radiological examinations. The presence of a “mediator” kept the patient away from the specific technologies which were used. On the contrary nowadays the patient is assuming an active role in both examination and therapy phases. An example is represented by the measure of blood glucose level for insulin treatment. This activity requires a direct involvement of the patient. Therefore the patient turns in a technological user, as a caregiver, even if with a different background, different knowledge, different context of use, different needs which require a different interaction with the application, the device, the process. These new interactions must be studied and introduced at level of design of each new device, that together with medical aspects takes also in account new concept such as accessibility, usability and acceptability.

In hospital point-of care diagnostics, the measurement of biomarkers specific for definite pathologies is performed close to the patient bed and the information should be immediately transferred to the physicians within a local network so as to allow the formulation of the right diagnosis or the identification of the correct therapy in a very short time; this is particularly necessary in intensive care unit where the conditions of the patients must be monitored continuously or very frequently on long periods. For example, measurement of immunosuppressants in transplanted patients in the first two weeks after transplantation or measurement of specific biomarkers for the discrimination of viral and bacterial sepsis and for the fast identification of the origin of infections are just two of the emerging needs.

Bringing diagnostics and therapy closer to the patient, also means finding more precise and less invasive approaches to fight widespread diseases like cancer, which remains one of the leading causes of death. In this regard, the advent of Nanotechnology has revived the hope for selective alternatives to invasive medicine. In particular, gold nanoparticles (GNPs) have received considerable attention. In addition to their good biocompatibility, ease of preparation and stability, their optical features when excited e.g. by laser light are ideal for applications in Nanomedicine. In this regard, we are exploring complementary pathways to

deliver these particles to tumors by the interplay of passive and active strategies. For instance, GNPs can be functionalized to target and bind with specific biomarkers of cancer cells in order to act as highly selective contrast agents for the early detection of tumors. Moreover, under laser illumination, they can provide tumor ablation by selective photothermal treatment or by means of intracellular release of chemotherapeutic agents, which offer less invasive alternatives to currently available treatments, such as surgery, radiation therapy and chemotherapy.

NEW 2D - 3D
TECHNICAL DEVELOPMENTS
& APPLICATIONS

CLOSE RANGE 3D SCANNING IN CULTURAL HERITAGE: DISCUSSION OF DIFFERENT TECHNOLOGIES

Bernd Breuckmann

Breuckmann 3D-Engineering, Alter Ortsweg 30, D-88709 Meersburg, Germany

Phone: +49 7532 9889, Fax: +49 7532 808482

E-Mail: breuckmann-3d@t-online.de

Abstract

Within the recent 10 - 15 years a large number of challenging 3D scanning projects has been realized, demonstrating that close range 3D surface scanners, based on optical triangulation, can be used not only in special labs with controlled conditions, but may be operated in remote areas and under difficult environmental conditions. The paper will present the most important features of selected scanning technologies, paying special attention on the latest progress on photogrammetric technologies and on different approaches for mass digitization. It also will ask for reasons why 3D scanning is still far away from being the standard technology for documentation, archiving and scientific research of artefacts in CH.

INTRODUCTION

In the 80th of the last century the first prototypes of 3D surface scanning systems, based on optical triangulation, have been presented. For about two decades the development of most of these systems was mainly driven by the needs of industrial metrology, where optical 3D measurement systems have replaced classical tactile systems for a lot of applications.

Nowadays, various close range 3D scanning technologies are also available for a wide range of applications in cultural heritage. The most important techniques are based on photogrammetry, stereometry, laser scanning, structured light approaches and phase shift technologies. They offer resolutions in the sub-mm to μm -range for small and medium sized objects, with measuring ranges from μm to several meters. Nevertheless, the different techniques vary strongly in important performance features as resolution, accuracy and data quality, in system parameters as weight and size, flexibility and transportability, and finally in the complexity and costs of the equipment and required skills for its operation.

CLOSE RANGE 3D SCANNING TECHNIQUES

Most people are familiar with the concept of optical triangulation, because the human vision system with its two eyes is based on a stereoscopic set-up. A straight forward technical realization of our vision system may consist of 2 digital cameras (see fig. 1) and an image processing system to correlate or match the stereoscopic images. All geometrical and optical parameters of such a stereometric set-up can be determined in advance by a calibration procedure. Thus, each pair of stereoscopic images, recorded with this set-up, allows the calculation of 3D information by correlating homologous feature points in the stereoscopic images. It shall be pointed out, that accuracy, resolution and reliability of the evaluated 3D data strongly depend on both, the visibility of feature points and the quality of the used matching and correlation algorithms.

In photogrammetry a single digital camera is used to record a sequence of images. The optical parameters of the camera (interior parameters) and the position and orientation of the single images (exterior parameters) are determined by bundle adjustment algorithms, which are also based on matching and correlation procedures. Thus, photogrammetry is a self-calibrating technique. It shall be pointed out, that this is valid only in case of using appropriate scaling bars for each measuring sequence.

To guarantee the required accuracy and reliability for applications in industrial metrology the correlation of homologous points must be calculated with sub-pixel accuracy, typically in the range of 1/10 of a pixel or even better, which is difficult to achieve on the texture of the measurement objects, only. Therefore, in the past the use of photogrammetric and stereometric systems in metrology was restricted on the determination of 3D coordinates of index marks applied on the surface of the measuring object.

To overcome the many problems and restrictions of correlating images just by image processing techniques, topometric 3D surface scanners have been developed, which are based on a structured light approach, where a laser/pattern/fringe projector is integrated into the sensor set-up. The simplest configuration is to replace one camera of a stereometric set-up by the projection unit (see fig. 1). This allows to create an unambiguous indexing of all object points and a reliable and quantitative calculation of 3D data. Topometric scanners can be calibrated in advance; thus the scanning process itself does not require the use of scaling bars.

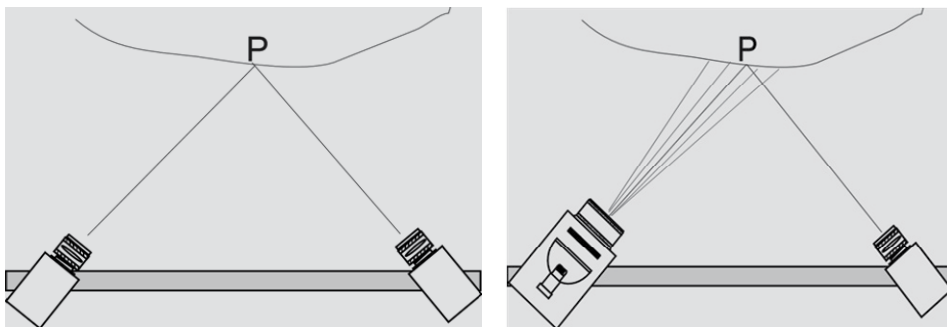


Figure 1: Technical realization of a stereoscopic set-up with two digital cameras (left); principal set-up of a fringe projection system (right)

Most of the topometrical systems, based on structured light techniques, are either using a random pattern or a fringe projection technique. The random patterns are analyzed by spatial correlation techniques, which results in a strong low-pass filtering (smoothing) of the calculated 3D data. On the other hand, these techniques are instantaneous, because the data acquisition can be based on the recording of only a single image.

High definition fringe projection techniques are mainly based on the phase shift technology. Instead of recording only one image, a sequence of fringe patterns is projected and recorded for each scan. The main advantages of these techniques are:

- It allows the separation of fringes and background structure by basic arithmetic operations
- As the local phase φ of the fringes can be calculated with highest accuracy without using spatial correlation algorithms, 3D coordinates can be determined with sub-pixel accuracy
- The reliability of the resulting 3D data can easily be determined by the fringe contrast

HIGH DENSITY PHOTOGRAMMETRY vs. FRINGE PROJECTION

Due to the recent significant progress in image indexing and matching algorithms new approaches for high density photogrammetry have been developed, e.g. Structure from Motion (SfM). An overview and a comparison of different dense image matching algorithms is given in [1]. Although some of these tools still require images, which are already undistorted and pre-orientated, the automated generation of high density 3D data based on a set of photogrammetric images is on its way. One major advantage of high density photogrammetry results from the fact, that the data recording does not require special equipment, which might be bulky and expensive, but can be based on off-the-shelf cameras.

Therefore, people are already claiming that the future of close range 3D scanning will be based just on smartphones and tablet computers without requiring any further equipment and special skills from the operator. No doubt, further improvements of images sensors and related software tools, which can be expected within the next few years, will allow an automatic generation of high density 3D data based on images recorded by those devices.

But what's about accuracy, resolution and reliability of the calculated data?

Assuming that all problems with image indexing and matching, automated orientation and correction of images are mainly solved, there will be still some facts, which restrict the performance of high density photogrammetry, in particular when consumer goods are used.

- Smartphones and tablets are not designed with respect to the requirements of metrology, in particular regarding mechanical and electronic stability.
- Changes in the mechanical and electronic parameters of the recording devices during the data acquisition will cause inconsistencies in the recorded images.

(For this reason, high definition cameras are used in industrial photogrammetry)

- The accurate calibration of the calculated 3D data requires certified scaling bars and related experiences of the operator.
- There are a lot of objects without or with only limited texture information, which does not allow reliable image matching for the whole object.
- Any kind of correlation technique causes an intrinsic low-pass filtering, which strongly limits the structural resolution of the calculated 3D data.

The following figures 2 – 3 demonstrate the comparison of two sets of 3D data of a fragment of an ancient vessel (University of Graz, Institute of Archaeology, inv. G741 [2]); one has been recorded with SfM, the other one with fringe projection technique. The parameters of the recording equipment and the scanning process are listed in table 1.

	Fringe Projection	Structure from Motion
Scanned by	Breuckmann GmbH	ArchaeoAir
Recording equipment	smartSCAN HE color	Olympus Pen M1
Camera resolution	2 x 5 mpx	12 mpx
Resolution in image domain	40 µm	variable
Number of scans / images	16	200
Calibration	with certified calibration plate	none
Accuracy of calibration	15 µm	-
Total acquisition time	15 minutes	10 minutes
Data processing time	10 minutes	60 minutes

Table 1: Parameters of recording equipment and scanning process



Figure 2: Texture images of fragment G741, left: fringe projection, right: SfM




Figure 3: 3D data of fragment G741, left: fringe projection, right: SfM

The main results of the quantitative comparison are:

- The resulting texture data are quite similar, with that recorded by fringe projected being slightly sharper.
- There is a strong difference in the structural resolution of the 3D data, with clear advantage of fringe projection.
- The dimensions of the calculated 3D models differ by about +/- 0.5 mm, which is not surprising, as no calibration has been carried for SfM.

ESTABLISHING 3D SCANNING TECHNOLOGIES IN CH

Within the recent 10 – 15 years a large number of challenging 3D scanning projects have been realized, demonstrating that close range 3D surface scanners, based on optical triangulation, can be used not only in special labs with controlled conditions, but may be operated in remote areas and under difficult environmental conditions. Nevertheless, 3D scanning is still far away from being the standard technology for documentation, archiving and scientific research of artefacts in CH. Will this situation be changed by the latest progress on photogrammetric technologies and the development of special equipment for mass digitization?

We believe so. But not because we are convinced, that high density photogrammetry and mass digitization systems will be the only future of 3D scanning in cultural heritage from a technical point of view. However, the availability of reliable and easy-to-use software for generating high density 3D data based on photogrammetric images will help users, to become more familiar with 3D technologies without spending lots of money for high definition equipment. They will learn for which kind of applications these techniques are suitable; by making their own experiences with 3D scanning users will get a better feeling for the special features and restrictions of the different approaches. This will close the lack of experience with 3D scanning systems, which in our opinion is one of the main reasons for the missing acceptance of these technologies in CH.

We also believe that innovative algorithms for image indexing and matching will improve topometric high definition 3D scanning systems, which are the essential ones for documentation, archiving and all kind of measuring purposes. By improving the flexibility and speed of data recording and evaluation, the acceptance of these technologies will be further increased.

Systems for the semi-automatic mass digitization of small objects like coins and fragments are available since about 10 years; these systems are transportable and available for reasonable prices. Systems for medium sized objects up to about 50 cm are under development. Up to now, the size and the costs of these systems are quite high; the installation requires special skills and takes time. Thus, the collections must be brought to the scanning station in most cases, which may cause additional problems, e.g. for getting the necessary permissions and organizing the transportation. For large and complex objects, robot-assisted scanning stations, as they are state of the art for industrial applications, are suggested. However, lots of security problems must still be solved, before autonomic robots may be operate in front of most valuable CH objects.

Moreover, one has to recognize that the digitization of the single objects is only one part in the complete complex workflow of mass digitization. Organizing the access to the objects, certifying correct handling and transportation as well as the necessary documentation of all steps sometimes takes more time than the scanning process itself. From this point of view, one must carefully balance the advantageous of mass digitization systems against their costs, restrictions and limitations in every single case.

References

- [1] F. Remondino et. al., “ State of the Art in High Density Image Matching”, *The Photogrammetric Record*, 29 (146), pp. 144-166, June 2014
- [2] S. Karl „Corpus Vasorum Antiquorum“ *CVA Graz Universität* 1, 34-36 Beil. 4, 1 Taf. 11, 5-6; 79,1-2.

COLLABORATIVE INTERACTIONS ON MEDIA FACADES

Jürgen Sieck^{1,2}, Desiree Wündisch¹

¹INKA Research Group, UNIVERSITY OF APPLIED SCIENCES
Berlin, Germany

² School of Computing and Informatics, POLYTECHNIC OF NAMIBIA
j.sieck@htw-berlin.de, d.wuendisch@htw-berlin.de

Abstract - This paper discusses the collaborative interactions of media facades. Through the use of the media facade at the University of Applied Sciences Berlin, different technologies and methods were analysed, to solve specific problems while working collaboratively in a team. The goal was to add and optimise collaborative interactions in existing single or multi user applications.

1 INTRODUCTION

The urban landscape of today's cities is often characterised by media facades. Originally they were used for public viewing and advertising. Today they have expanded to include multiple functions as interactive communication displays. An important aspect of interacting with a media facade is to acknowledge the possibilities as well as the restrictions the public has towards them and thus allow the development of a more active and collaborative interaction.

The different techniques used in the media façade at the HTW Berlin offer the possibility to interact in a single or multi-user mode, as well as first collaborative interactions. Since the first classic games such as Pong, Tetris or Frogger, the visualisation of data from information systems has been added to the media facade. In the future this should enable or facilitate students as well as staff of the HTW Berlin to collaboratively work or interact with the media facade.

2 FKI MEDIA FACADE - TECHNICAL BACKGROUND

The media facade is located on the research and training centre building for Culture and Computer Science (FKI) on the Wilhelminenhof campus of the University of Applied Sciences Berlin (HTW Berlin) in Germany [1] which is publicly accessible. As such, the sensors and cameras can only be used conditionally to interact with the public, additionally the content must be legally admissible or negligible [2]. The facade itself consists of several components on the north and south facades.

On the north façade of the building a LED Grid with 288x96 Pixel of RGB LEDs is integrated with the following dimensions: 7,62m x 2,54m along with, 36 Ambient Lights between the floors on the back projection with 12 Full HD projectors (8 frontal and 4 flanking) over the windows of the first and second floor. The south facade includes a back projection with 6 projectors on the second floor.[3] Table 1 shows summarises the above data on the collective components of the media facade.

The distance to the nearest campus building, to in north, is 33,5m. In between there is a less travelled road, parking spaces and a small place stretch of pebbles. At the location all German mobile communication providers offers the mobile communication standard LTE with up to 150Mbit/s.

Components	Ambient Light	LED-Grid	Back Projection
Number	36	1	18
Resolution in Pixel	1x1	288x96	920 x 1080
Viewing distance in m	-	min. 20-24	~5
Vertical DPI	~0,03	~1,02	~15,7
Illumination in lumen	5000	5000	<3600
Viewing angle	90°	120x120°	120°
Operation time	Night	Day/Night	Night

Table 1: Visualisation properties of FKl-Facade

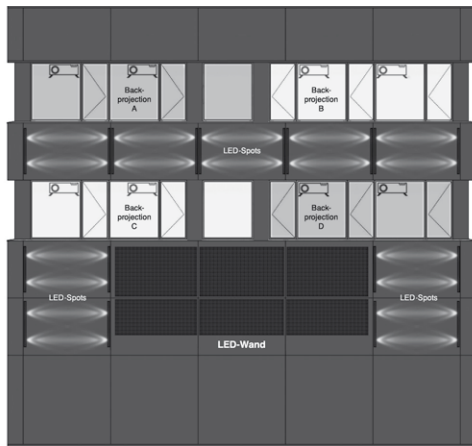


Figure 1: Media Facade FKl (northern front)

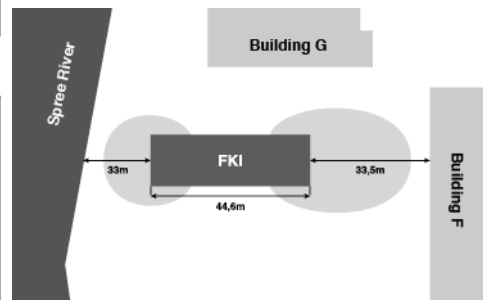


Figure 2 View

The existing architecture consists of four components: A client application receives the input data. The host application is responsible for displaying the content on the media facade.

Figure 2 shows the architecture of the HTW Berlin media facade.

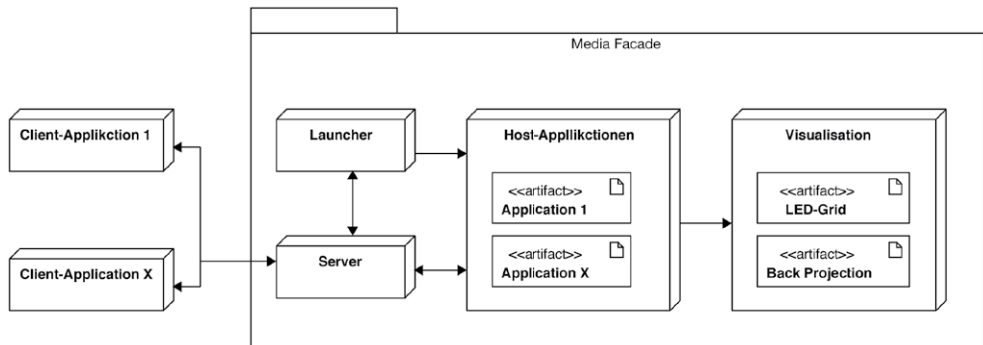


Figure 3: Overview structure applications

The Communicator component of the server facilitates the communication between the client and the host application. The Launcher component of the server is the central control unit to stop and start applications on the media facade, with a loop that waits for additional applications and a GUI for external selection of applications [4]. To visualise the content on the media facade the use of seven computers is required, of which each computer records one (sub)component. Starting an application causes the start of several smaller host applications for sub components (LED Grid and back projection) in the background.

3 EXISTING COLLABORATIVE INTERACTIONS STRATEGIES

As an analysis of the interaction strategy of various collaborative applications they were tested in advanced t. The development of collaborative applications for media facades has been on going for the last 10 years but mainly incorporated in festivals and special events. The following briefly discusses the interaction strategies of various applications:

One such example is the 2012 beating **Valentine's Day heart** in New York[10]. Through the use of a touchscreen stele, located on one side of the transparent cube encompassing a glowing heart, the heart could be made to pulse to different frequencies depending on the amount of hands touching the touch screen.

The **Shadow Play** [11] application on the media façade at the HTW Berlin, allowed the users to determine the course of the next screen by majority. **MegaPhone** [12, 15], presented for the first time as a multi-user platform at the Urban screen Manchester 2007. One year later a collaborative version was presented to the NBA All-Star game in an Adidas store. As many as 100 collaborators could simultaneously log in through their cell phone number, hence controlling a character through the pushing of phone keys. Through targeted shots at the opposing team one of the three stripes, each coloured differently, on the opponents jersey is removed. Two people simultaneously controlled Tetris stones in the 2010 **Lummo Tetris** [12] application, in the process they were tracked by a camera. One player defines the position of the stone and the other, the direction by moving left or right on the bottom of the displayed area. **Action Flocking** [5] tracked the movement of multiple people and created a graphic in which all the movements were displayed together. The company **Inwindow Outdoor** [17] developed a variety of tracking touch and gesture-camera applications for shop windows (usually by wiping or catching with hands).

4 DIFFERENTIATION OF COLLABORATIVE APPLICATIONS

Letellier divided collaborative applications on media facades into groups for communication, and productive applications and games. [14] According to Pinelle et al. [16] the division criteria can also be former after a a closely and loosely linked collaboration system. Consequently the choice of strategy or the interactions of the collaborative work depends on the chosen collaborative division.

4.1 Closley Linked Collaboration

To make collaboratively decisions for a task, continuous communication with each other has to take place. As a result there is a high dependency and interaction among the people in the group, thus they must be in spatial proximity and can only work synchronously. This is called a closely linked collaboration and is often found in games. The work on distributed media facades is only possible if they all synchronously display the same information and they are all located in the same media facades are in the same site.

4.2 Loosley Linked Collaboration

The various tasks to achieve the common goal can be delegated to different people within the group. Each person can edit their (sub)task independently of the other people in the group. Therefore the degree of communication and integration between persons within the group is low, as an example it could solely occur via email. Loosely linked collaboration is closely related with asynchronous work, as it is the case with Etherpad or OpenSteetMaps. However these applications require filtering and continuous (manual) control to avoid illegal content. This in turn leads to an increase in processing and as such in employment costs and time including a fault tolerance.

5 CRITERIA TO WORK COLLABORATIVELY

The criteria for collaborative work can be divided into general criteria and criteria of media facades. Depending on the (sub-) tasks and the overall goal and the related it isn't always possible to regard or apply all criteria for collaboration.

5.1 General criteria to work collaboratively

- Time and location
- Usability (esp. language and cultural circle)
- Accessibility
- Platform independence
- user permissions
- Software and hardware use
- Transparency
- Motivation
- Performance evaluation
- Working on content
- Communication
- Login
- Target
- Rules
- Workspace
- Licenses/costs
- Number of users

5.2 Criteria to work collaboratively on Media Facades

- Operating life
- Request of collaboration
- Reaction time
- Connection between collaborators
- Distance of collaborators to each other
- Participation of collaborators
- Size, type and position of Media Facade
- Local conditions
- Distance to Media Facade

The above criteria serve as a basis for further investigation into different strategies of collaborative applications and the development of appropriate approaches for collaborative interaction on media facades all over the world.

6 BEST PRACTICE EXAMPLES HORSE RACE & PONG

6.1 Game Idea

The concept for mobile interaction was implemented for two exiting server-client applications, Pong and Horse Race. The implementation was to take place on the LED-Grid of the media facade with smartphones and tablets as input devices. Through this, the comparability of the research results were better comparable was increased.

Pong is based on the classic game. Two opposing teams, each team controlling a paddle designed to prevent the ball from penetrate ones space. If the opposing teams ball manages to get passed ones paddle they score a point. Horse Race was developed as a front projection with collaborative interaction and four racecourses for the Festival of Lights, then fitted for the LED-Grid. The horses are on the left side of the LED grid. Through the shaking of the mobile device the horse can run to the goal on the right side.



Figure 4: Existing Host Application Horse Race (LED-Grid) and Client Application

6.2 Implementation

For the investigation a server-client application should be implemented, hence a host and client application have been developed. The host application used the LED grid and the back projection of the media facades. As a result, the area for the collaboration increased. For each component, a separate host application was developed, whereby the LED grid server application supplies the client application. This also received the input data from the client and forwards it to the Horse Race application on the computer of the back projection. Every host application analyses the data individually. A different solution had to be found for Pong, as the position of the ball and the movement direction can't be predicted yet they should still be decided in real time. Therefore the host application of the server of the LED grid renders the position of the ball and the paddle every 6 seconds, then it sends the results to the computer of the back projection.

6.3 Interaction

A web application was implemented, which was accessible via a short URL, even from a mobile phone. In addition to a simplified and low-barrier dialog control the data was transmitted in real time. One of the goals of the development was to keep the GUI dialogs of web application straightforward and intuitive. All the information and elements required to participate in the test, were mapped onto the media facade and instructions on the possible interaction techniques were displayed on the mobile devices. The possible input interactions for Pong included the use of a touchscreen to swipe and select as well as the tilting and rotating of the device. The input interaction needed for Horse Race, was exclusively the shaking of the device. Thereupon it is important to note that each input interaction had a distinct response time for users. Thus the delay from input to reaction within the game diverges per game as the input methods differ.

6.4 Collaborative Elements

To support collaboration, different collaborative elements were implemented in the applications. The media facade is thus viewed as the main component, in which all information for the collaboration must be shown. The host application was therefore divided into four areas: workspace, login, information about the application, the goal and the team as well as the interaction. To compensate between the strength of the teams and to evaluate between the different forms of interaction, a unique login was limited to five collaborators/players for each team. Each collaborator/player is then assigned a unique ID, which he/she retains throughout the entire game, this serves as a facilitator for orientation and communication as well as the displaying of the game statistics. The statistics are displayed in real time throughout the interaction. Each application has its individual and unique implementation of the above. In Pong the selection of every collaborator was displayed and a team statistic in Horse Race, which shows how many shakes are necessary to win the race and the amount the team and every member currently possess. The length of the paddle was dependent on the number of collaborators in team. (1 collaborator = long paddle, 5 collaborators short paddle)

6.5 Algorithms

For the evaluation of the input data, different algorithms for collaborative work were examined. The algorithm is based on whether a synchronous and / or asynchronous collaboration takes place (e.g. bundled or every value), the time slot of the input data and the number of logged (active and passive) collaborators.

The **Majority algorithm** not only solved the simple or absolute majority determination (n/m), but also the number of choices and how many collaborators are connected.

The **arithmetic mean** is often used in a conjunction with other algorithms. In the determination of the result $(x_1 + \dots + x_n)/n$ can enter a standoff. Weighting the individual values

of the input data or choosing a random decision can result in a decision. A further possibility to extend the evaluation process is by dropping extreme values. As such, the passive participation can not be used to calculate the score negatively for the collaborative work. Heinrich describes that **pessimistic algorithm** can be used for collaborative work on the same document as Etherpad. [6,8] These are either turn-based, the write token moves from client to client, or blocking based, where a document is locked by a client with write access until the change is saved. A central authority manages the writing permissions. This makes them unsuitable for real-time communication and a synchronous collaboration.

Optimistic algorithms (e.g. OT - GOTO or COT algorithm) allow dedicated work on document copies that are continuously synchronised. [9] Therefore no special permissions are necessary. The synchronisation occurs on a operation based level, thus only the operations within the document are considered, i.e. the operations of individual characters will be recorded. In contrast, condition-based, the difference is calculated, for example through the OT algorithm that is used for Google Docs. Here a real-time collaboration is possible. In the case of incomprehensible conflicts arising, which cannot be solved through reconstruction, a protocol with which messages are exchanges is missing.

"Scalable" algorithms for collaborative interaction are currently limited and only a few are available. Heinrich researched this topic in his dissertation [6,7]. For each application a individual scalable solution was implemented. The score in horse race was calculated with the number of collaborators form 1 till 5 in each team and the shakes of interaction of every team member. The calculation in Pong was to look for up and down and find the majority of direction every 10 seconds.

7 EVALUATION

The evaluation contained a user test, a stress test and a latency test. The tests where done for Android from 4.1, Windows 8.1 and iOS systems with 16 different mobile devices on back-projection and LED-Grid. The applications were assessed for each 15 Minutes each. All users can connect to the URL with any browser available on the mobile device of their choice. They input data should be sent by mobile communication followed by WLAN.

It was found that one of the main challenges was the synchronised mapping of all processes and implementation of the appropriate algorithms, due to the latencies on the projection devices which averaged between 100 ms and 200 ms, depending on the use of mobile communication or WLAN.

The reference value is 100 ms, anything above will be a noticeable delay for the user. After the evaluation of the results, 66.7 % of the users were able to transmit wireless data to the server of the LED grid within the desired time slot of ~ 100ms. In mobile communications, the desired reference value was achieved, at least for the clients that use the LTE standard. To avoid excessive traffic load, the number of logged-in clients can be limited. Sending the data can occur in bundles of time slots of 10 ms to 100 ms. Table 2 and 3 show the results of the stress tests with the collaborators for wireless and mobile.

Client	Mittel in	Maximum in ms	Minimum in ms
1	73.1	2055.5	2.0
3	86.4	777.5	3.0
5	264.7	2811.5	6.0
6	103.8	1206.5	8.0
7	192.2	1381.0	5.0
8	4119.1	29434.5	1.0
9	18.7	344.0	2.0
10	13.2	139.5	2.0
11	23.6	993.0	2.0

Table 2: Results evaluation WLAN

Client	Mittel in ms	Maximal in ms	Minimum in ms	Mobilfunkstandard
1	208,2	2909,0	30,0	H+
2	634,6	6604,5	33,0	H+, E, G
3	142,9	1015,5	40,0	H+
4	695,2	9868,5	29,0	H+
5	342,0	1388,0	40,5	H+
6	7607,2	18944,5	163,5	E+
7	192,2	1381,0	5,0	H+
8	490,0	13939,5	38,0	3G
9	63,5	704,5	33,5	H+
10	111,9	329,0	41,0	H+
11	34,5	176,5	27,0	LTE
12	42,6	499,5	3,0	LTE

Table 3: Results evaluation mobile

8 DEMONSTRATION OF THE DEVELOPMENT SYSTEMS

These research projects collaborative applications Horse Race and Pong have been added to the applications of the media facade at the Research and Training Centre for Culture and Computer Science and were tested for the LED-Grid and back projection. This section contains demonstrative images of the executed Horse Race application on the media facade and the mobile device GUI.

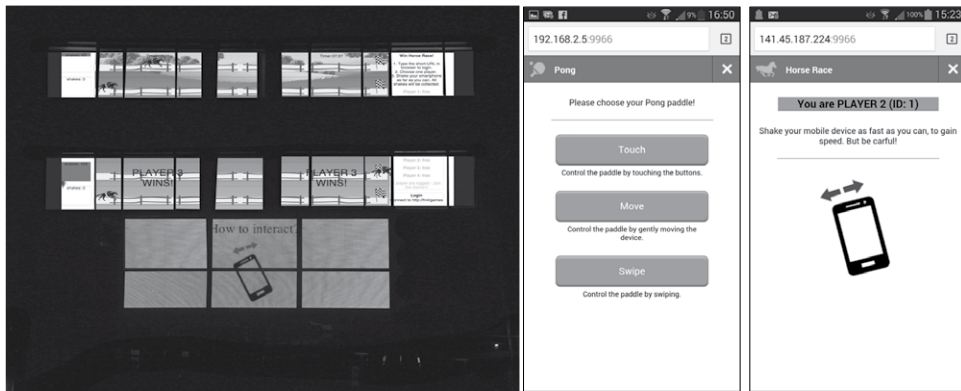


Figure 5: (left) Media Facade - Horse Race, (right) GUI mobile device

9 CONCLUSION AND FURTHER WORK

First recommendations included the suggestion to set the focus exceedingly on the client applications and the GUI to expand all the information that is displayed on the media facade of the HTW Berlin. Future research focuses on the development of uniform scalable algorithms for the evaluation of the collaborative work forms of media facades and the usage behaviour of users.

Currently the interaction access is limited, meaning only a certain number of users, as a result of the data load. A further investigation would be the optimisation of distributed systems to minimise latency and to give an unlimited number of users access to interact.

With further work the GUI of the client may be integrated in other media facade applications. Another potential point of investigation is the dynamic allocation of work areas on the media facade. The challenge presents itself in the size and resolution of the various media facade components and their individual properties.

ACKNOWLEDGEMENTS

The solution presented in this paper is based on collaborative research that took place at the University of Applied Sciences Berlin, Germany by the research group Information and Communication Systems INKA that is generously funded by the European Regional Development Fund (ERDF).

REFERENCES

- [1] INKA Research Group and University of Applied Sciences, “FKI”, <http://fki.htw-berlin.de> (2015-02-23, 5:30 PM, CEST)
- [2] KunstUrhG, “Gesetz betreffend des Urheberrecht an Werken der bildenden Künste und der Fotografie”, version 2001-02-16, §22-23
- [3] Project SIGNAL and INKA Research Group and University of Applied Sciences, “Eigene Anwendungen und Präsentationen”, <http://signal.htw-berlin.de/index.php?id=anwendungen> (2015-02-26, 5:34 PM, CEST)
- [4] J. Letellier, „*Standardisierte Interaktionen mit Medienfassaden*“, University of Applied Sciences, April 2013.
- [5] OiOi-Smart Space, ”Action Flocking”, <http://oiioi.fi/projects/action-flocking/> (2015-03-02, 14:09 PM, CEST), 2010
- [6] M Heinrich and T. Hettel, “Das Geheimnis der Echtzeit Kollaboration”, <http://heise.de/-1562877>, heise, pp. 1-3, April 2012
- [7] M Heinrich et. al., “Enriching single-user web applications non-invasively with shared editing support”, *Science of Computer Programming*, vol. 94 part 1, pp 53-66, Nov. 2014
- [8] M Heinrich, “Enriching Web Applications Efficiently with Real-Time Collaboration Capabilities”, Dissertation, TU Chemnitz, Sep. 2014
- [9] M. Gaedke et. al., „Exploiting Annotations for the Rapid Development of Collaborative Web Applications“, *22nd international conference on World Wide Web*, pp. 551-560, May 2013.
- [10] M. Haeusler et.al., „New Media Facades“, *A Global Survey*. Ludwigsburg, avedition, pp. 130 ff. & pp138 ff. 2012
- [11] S. Bergemann et. al., “Looking behind the curtain – An interactive theatric shadow play”, *Culture and Computer Science: Reality and Virtuality*, no. 13, pp. 175-188, May 2014
- [12] B. O’Callaghan, „MegaPhone“ <http://www.brenocallaghan.co.uk/portfolio/megaphone/> (2015-03-02, 13:57 PM, CEST).
- [13] M. Canet et. al, “Lummo Tetris”, <http://www.lummo.eu/lummotetris.html>, Feb. 2010
- [14] J. Letellier, „Using Urban Screens as an Additional Medium for Collaborative Mobile Applications“, HTW Berlin, Okt. 2013.
- [15] W. Sansom, „MegaPhone / Give us something to shout about /“ *Contagious*, pp. 64 - 65, 2008
- [16] D. Pinelle, „Designing Digital Tables for Highly Integrated Collaboration.“ *Technical Report HCI-TR- 06-02*, Computer Science Department, University of Saskatchewan, Saskatchewan, 2006.
- [17] Inwindow Outdoor, “Product Overview”, <http://www.inwindowoutdoor.com/#products> (2015-03-02, 14:09 PM, CEST)

FTV for Revolutionized 3D Viewing

Masayuki Tanimoto

Nagoya Industrial Science Research Institute

Nagoya, Japan.

tanimoto@nagoya-u.jp

Abstract – FTV (Free-viewpoint Television) is the ultimate 3DTV with an infinite number of views and ranks as the top of visual media. It enables users to view 3D scenes by freely changing the viewpoint. MPEG has been developing FTV standards since 2001. In the first phase of FTV, MPEG developed MVC (Multiview Video Coding) standard, which enables efficient coding of multiview video. In the second phase of FTV, MPEG developed 3DV (3D Video) standard for multiview displays. Based on recent development of 3D technology, MPEG has started the third phase of FTV, targeting super multiview and free navigation applications. This new FTV standardization will revolutionize 3D viewing of the scene. Users can enjoy very realistic 3D viewing and walk-through/fly-through experience of 3D scenes.

INTRODUCTION

4k/8k UHD TV (Ultra High-Definition TV) has realized viewing at the highest resolution in visual media. However, it transmits only a single view and users can't change the viewpoints. It is still far away from our viewing experience in the real world.

The next challenge is FTV (Free-viewpoint TV) [1]-[7]. FTV enables users to view a scene by freely changing the viewpoints as we do naturally in the real world. FTV is the ultimate 3DTV with an infinite number of views and ranks as the top of visual media. It is also the best interface between human and environment, and an innovative tool to create new types of content and art. FTV will give a great impact on the various fields of our life and society.

MPEG has been developing FTV standards since 2001. MVC (Multi-view Video Coding) [8] was the first phase of FTV, which enables the efficient coding of multiple camera views. 3DV (3D Video) [9] is the second phase of FTV, which enables viewing adaptation and display adaptation of multiview displays. Based on recent development of 3D technology, MPEG started the third phase of FTV [10] in August 2013, targeting super multiview and free navigation applications. The vision of this third phase is to establish a new FTV framework that revolutionizes the viewing of 3D scenes.

HISTORY OF FTV STANDARDIZATION IN MPEG

MPEG has been developing FTV standards since 2001. Fig. 1 shows the history of FTV standardization in MPEG. In 2001, FTV was proposed to MPEG and the 3DAV (3D Audio Visual) activity started. In the 3DAV activity, many 3D topics such as omnidirectional video, FTV, stereoscopic video and 3DTV with depth disparity information were discussed. According to the result of Call for Comments from the industry, the discussion was converged on FTV and MVC (Multi-view Video Coding) [8] started in March 2004.

MVC is a coding standard of multiple video. MVC is the first phase of FTV. The MVC activity moved to the Joint Video Team (JVT) of MPEG and ITU-T for further standardization processes in July 2006. MVC was completed in March 2009.

MPEG started 3DV (3D Video) as the second phase of FTV in April 2007. 3DV is a standard that targets serving for a variety of multi-view 3D displays [9]. Although the number of input views and that of output views are the same in MVC, the number of output views is larger than that of input views in 3DV. View synthesis is introduced into 3DV to increase the number of views. The 3DV activity moved to the Joint Collaborative Team JCT-3V for further standardization processes in July 2012. The 3DV will be completed this year.

In August 2013, the third phase of FTV started to revolutionize 3D viewing by super multiview and free navigation [10].

MVC, 3DV and FTV standardization will be described in more detail in the following.

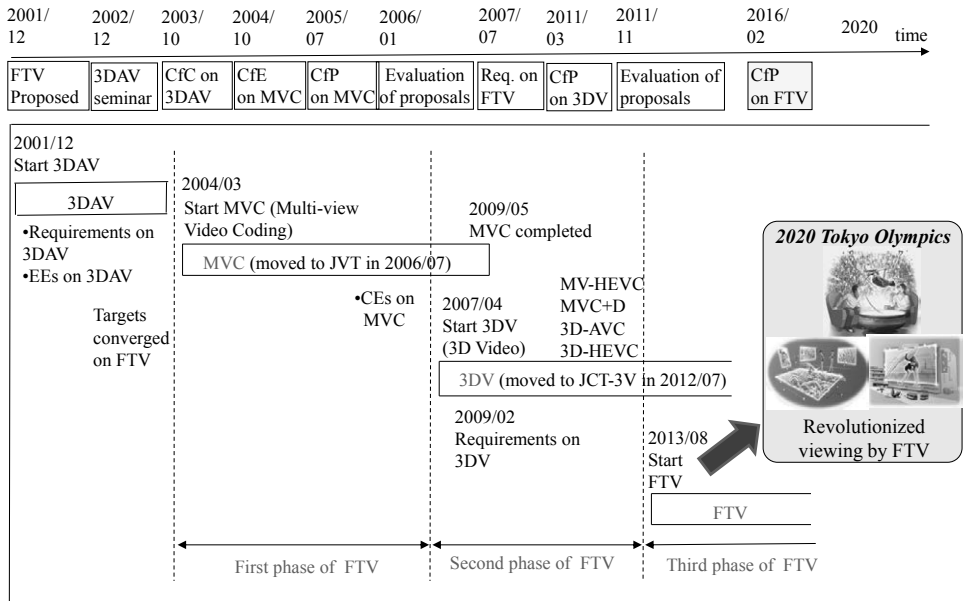


Fig. 1. History of FTV standardization in MPEG.

MVC AND 3DV STANDARDIZATION

MVC targeted efficient coding of multi-view video. In MVC, the number of input views is the same as that of output views. The view synthesis function of FTV is not included in MVC. MVC was standardized as the extension of H.264/MPEG4-AVC [11]. MVC standard has been adopted by Blu-ray 3D.

View synthesis is introduced into 3DV. 3DV sends small number of views and generates large number of views at the receiver side for multiview displays. Multi-view and multi-depth are sent to the receiver side and the intermediate views are synthesized from views with assistance of depth information at the receiver side. 3DV enables display adaptation and viewing adaptation [12].

Although MVC and 3DV standards provide useful tools for multiview-3DTV, they don't support full FTV functions. View synthesis is not considered in MVC. Number of views to be encoded is limited to less than 63 in 3DV. Furthermore, view synthesis is limited to interpolation along a horizontal base line of linear camera setup. These limitations have to be removed to introduce new FTV applications. For example, multiview displays provide glass-free 3D viewing with motion parallax. However, their motion parallax is not smooth and the viewer feels visual fatigue when viewing long.

Realistic 3D viewing with smooth motion parallax and without visual fatigue needs super multiview displays [13] that are not supported by the MVC and 3DV standards. The reason is described below.

Fig. 2 shows responses of eyes in real scene. As shown here, accommodation and vergence are matched because rays come from the object.

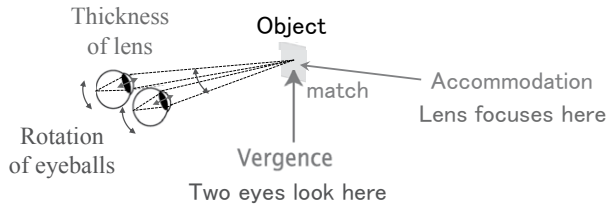


Fig. 2. Responses of eyes in real scene.

However, accommodation and vergence are not matched in artificial scene as shown in Fig. 3 because rays come from the screen. It is accommodation-vergence conflict and causes visual fatigue.

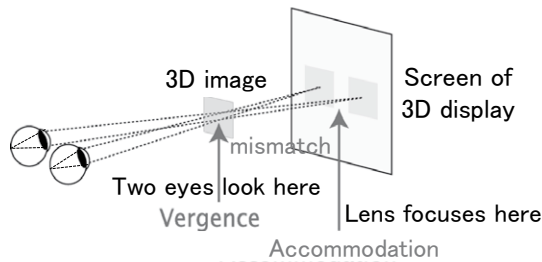


Fig. 3. Responses of eyes in artificial scene.

The accommodation-vergence conflict can be avoided by dense rays satisfying super multiview condition as shown in Fig. 4. Here, the following feature of eye is used: When two or more rays passing through the same point enter the pupil simultaneously, the eye can focus on that point. Super multiview with view interval ≤ 1 degree is needed for convergent case to satisfy this condition.

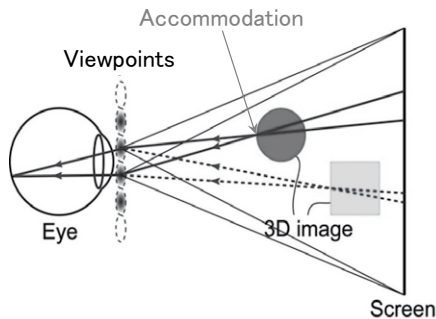


Fig. 4. Super multiview condition to avoid accommodation-vergence conflict.

FTV STANDARDIZATION

Framework of FTV

In 2010, 2022 FIFA World Cup Japan Bid Committee planned to deliver the excitement on soccer stadium to the world by FTV. It aimed to revolutionize the viewing of the soccer game by super multiview and free navigation as shown in Fig. 5. Super multiview realizes realistic 3D viewing of the scene and free navigation realizes walk-through or fly-through experience of the scene.

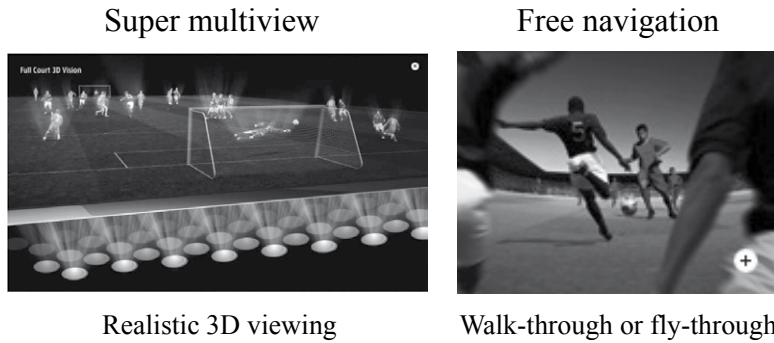


Fig. 5. Revolutionized viewing of 3D scene by FTV.

According to such motivation, the framework of FTV is determined as shown in Fig. 6 [14]. FTV has two types of outputs. One is super multiview that reproduces very high number and high density of views for super multiview displays. Another is a single view with freely changing viewpoint for free navigation.

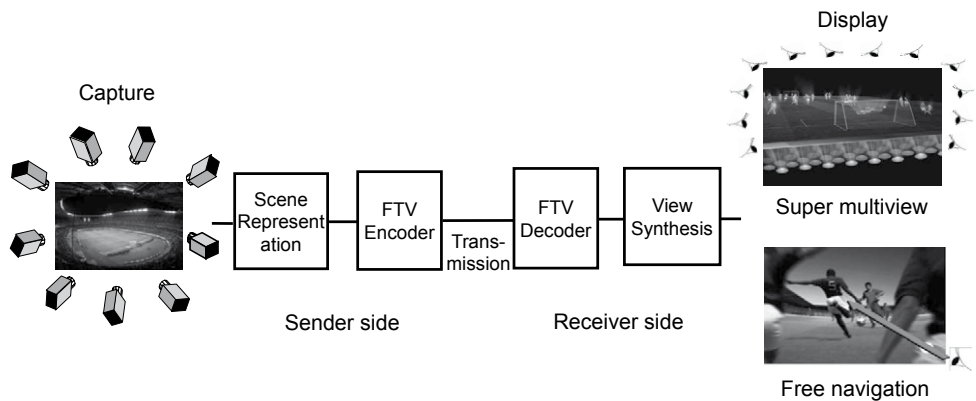


Fig. 6. Framework of FTV.

FTV Applications

FTV has two types of applications [14], [15].

(1) Super multiview

Fig. 7 shows a HoloVizio Light-field display, 80WLT. It displays 78 views each of which has 1024x768 pixels. It has very wide view range of nearly 180 degrees. The feature of super multiview displays is not only a large number of views but also high density of displayed views. Because of these features, users can see a 3D scene from any directions with smooth motion parallax. Fig. 7 shows examples of displayed images in different directions.




(a) left view




(b) right view

Fig. 7. HoloVizio Light-field display, 80WLT, and displayed images in different directions (Holografika).

Fig. 8 shows displayed images of another type of super multiview display with 256 views in different directions [13].



(a) left view



(b) right view

Fig. 8. Displayed images of 256-view super multiview display in different directions (Tokyo University of Agriculture and Technology).

Fig. 9 shows life size 3D images of a 200-inch 170-view display.



(a) left view



(b) right view

Fig. 9. Life size views of the 200-inch 170-view display in different directions (NICT).

Fig. 10 shows an Integral Photography (IP) system [16]. It has 400x250 views and provides not only horizontal parallax but also vertical parallax.



(a) lower view



(b) upper view

Fig. 10. Integral 3DTV giving both horizontal and vertical parallaxes (400x250 views) (NHK).

Fig. 11 shows a portable 360-degree viewable 3D display, “Holo-Table” [17]. It displays all-around 3D image floating on the table. It has 360 views each of which has 1024x768 pixels. Fig. 12 shows examples of displayed images in different directions.

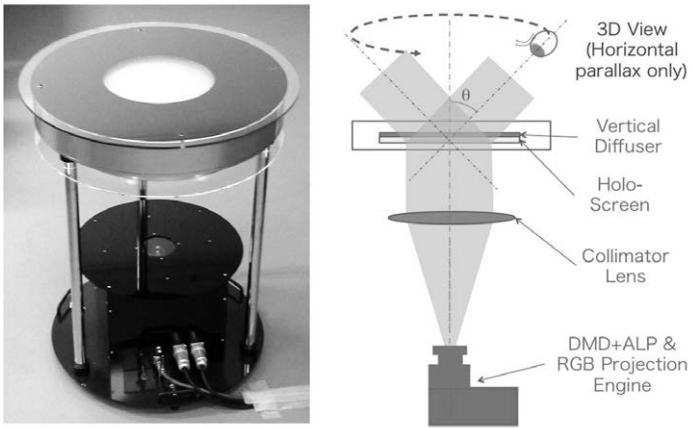


Fig. 11. Portable 360-degree viewable 3D display, “Holo-Table” (3Dragons LLC).



Fig. 12. Displayed images of Holo-Table in different directions.

(2) Free navigation

Free navigation applications are considered as a potential new market for communication companies. Fig. 13 shows FTV on a mobile player.



Fig. 13. FTV on mobile devices (left: Nagoya University, right: Orange Labs Poland).

Walk-Through or Fly-Through experience by FTV has been developed using “3D model plus texture mapping” [18]-[20]. This technology enables free viewpoint viewing of soccer games as shown in Fig. 14.



Fig. 14. Free navigation viewing of soccer games (KDDI).

CONCLUSION

FTV is the ultimate 3DTV that transmits all visual information of a 3D scene and ranks as the top of visual media. It will find many applications in the fields of broadcast, communication, entertainment, advertising, design, exhibition, education, medicine, art, cultural heritage and so on. Super multiview and free navigation functions of FTV will revolutionize 3D viewing of the scene. MPEG has issued Draft Call for Evidence on FTV [21]. It is expected that FTV technologies will be standardized by 2020 and used in 2020 Tokyo Olympics.

ACKNOWLEDGMENTS

This research was partially supported by JSPS KAKENHI Grant Number 25289117, Hoso Bunka Foundation Grant and Grant of Support Center for Advanced Telecommunications Technology Research.

References

- [1] Masayuki Tanimoto, “Free Viewpoint Television,” *The Journal of Three Dimensional Images*, vol.15, no.3, pp.17-22, September 2001 (in Japanese).
- [2] Masayuki Tanimoto, “Free Viewpoint Television - FTV”, *Picture Coding Symposium 2004, Special Session 5*, December 2004.

- [3] Masayuki Tanimoto, "Overview of Free Viewpoint Television," *Signal Processing: Image Communication*, vol. 21, no. 6, pp. 454-461, July 2006.
- [4] Masayuki Tanimoto, Mehrdad Panahpour Tehrani, Toshiaki Fujii, Tomohiro Yendo, "Free-Viewpoint TV", *IEEE Signal Processing Magazine*, vol.28, no.1, pp.67-76, January 2011.
- [5] Masayuki Tanimoto, Mehrdad Panahpour Tehrani, Toshiaki Fujii, Tomohiro Yendo, "FTV for 3-D Spatial Communication", *Proceedings of the IEEE*, Vol. 100, No. 4, pp. 905-917 (April 2012). (invited paper)
- [6] Masayuki Tanimoto, "FTV: Free-viewpoint Television" , *Signal Processing : Image Communication*, Vol. 27, Issue 6, pp. 555-570 (June 2012). doi:10.1016/j.image.2012.02.016 (online 24 February 2012). (invited paper)
- [7] Masayuki Tanimoto, "FTV (Free-viewpoint Television)", *APSIPA Transactions on Signal and Information Processing*, Vol. 1, Issue 1, e4 (14 pages) (August 2012). doi: 10.1017/ATSIP.2012.5 (invited paper)
- [8] "Introduction to Multi-view Video Coding", ISO/IEC JTC1/SC29/WG11 N7328, July 2005.
<http://www.chiariglione.org/mpeg/technologies/mp-mv/index.htm>
- [9] "Introduction to 3D Video", ISO/IEC JTC1/SC29/WG11 N9784, May 2008.
<http://www.chiariglione.org/mpeg/technologies/mp3d/index.htm>.
- [10] M. Tanimoto, T. Senoh, S. Naito, S. Shimizu, H. Horimai, M. Domański, A. Vetro, M. Preda and K. Mueller, "Proposal on a New Activity for the Third Phase of FTV," ISO/IEC JTC1/SC29/WG11 MPEG2013/M30229, Vienna, Austria, July 2013.
- [11] A. Vetro, T. Wiegand, and G. J. Sullivan, "Overview of the Stereo and Multiview Video Coding Extensions of the H.264/MPEG-4 AVC Standard", *Proc. IEEE*, vol. 99, no. 4, pp. 626-642, Apr. 2011.
- [12] "Applications and Requirements on 3D Video Coding", ISO/IEC JTC1/SC29/WG11 N10570, April 2009.
- [13] Yasuhiro Takaki, "Development of Super Multi-View Displays," *ITE Trans. on MTA* Vol. 2, No. 1, pp. 8-14, January 2014. (invited paper)
- [14] "Use Cases and Requirements on Free-viewpoint Television (FTV)," ISO/IEC JTC1/SC29/WG11 MPEG2014/N14178, San Jose, US, January 2014.
- [15] "FTV Seminar Report," ISO/IEC JTC1/SC29/WG11 MPEG2014/N14552, Sapporo, Japan, July 2014.
- [16] J. Arai, F. Okano, M. Kawakita, M. Okui, Y. Haino, M. Yoshimura, M. Furuya, and M. Sato, "Integral Three-Dimensional Television Using a 33-Megapixel Imaging System," *JOURNAL OF DISPLAY TECHNOLOGY*, VOL. 6, NO. 10, pp.422-430, OCTOBER 2010.
- [17] Hideyoshi Horimai, "360 degree viewable 3D Display "Holo-Table"", Joint Collaborative Team on 3D Video Coding Extension Development of ITU-T SG 16 WP 3 and ISO/IEC JTC 1/SC 29/WG 11 (MPEG), JCT3V-C0234, M28301, January 2013.
- [18] Akio Ishikawa, Sei Naito, Shigeyuki Sakazawa, "Walk-Through and Fly-Through Experience using 3D model plus texture mapping toward Free Viewpoint TV", ISO/IEC JTC1/SC29/WG11, M14952, October 2007.
- [19] H. Sankoh, A. Ishikawa, S. Naito, and S. Sakazawa, "Robust Background Subtraction Method based on 3d Model Projections with Likelihood," In 12th International Workshop on Multimedia Signal Processing (IEEE MMSP 2010), pp. 171-176, 2010.
- [20] H. Sankoh, M. Sugano, and S. Naito, "Dynamic camera calibration method for free-viewpoint experience in sport videos," In 20th International Conference on Multimedia (ACM MM 2012), pp. 1125-1128, 2012.
- [21] "Draft Call for Evidence on FTV," ISO/IEC JTC1/SC29/WG11 MPEG2015/N15095, Geneva, Switzerland, February 2015.

Free-viewpoint Image Generation from Free Setup Cameras

Masayuki Tanimoto

Nagoya Industrial Science Research Institute

Nagoya, Japan.

tanimoto@nagoya-u.jp

Abstract – FTV (Free-viewpoint Television) enables users to view 3D scenes by freely changing the viewpoint. MPEG has been developing FTV standards since 2001. The third phase of FTV started in August 2013. This new FTV standardization targets super multiview and free navigation applications. Free-viewpoint image generation from free setup cameras is needed for free navigation. Free-viewpoint images are successfully generated for static scenes from views captured by moving a single camera freely. This technology can be applied to free navigation application of FTV.

INTRODUCTION

FTV (Free-viewpoint Television) [1]-[7] enables users to view 3D scenes by freely changing the viewpoint. MPEG has been developing FTV standards since 2001. The third phase of FTV [8] started in August 2013. This new FTV standardization targets super multiview and free navigation applications [9]. Free-viewpoint image generation is needed for free navigation. Free-viewpoint image generation from regularly arranged cameras such as linear or arc camera setup has been studied. However, it is not easy to arrange cameras regularly in actual situation. Therefore, free-viewpoint image generation from free setup cameras is strongly requested.

2 FREE-VIEWPOINT IMAGE GENERATION SCHEME

We realized free navigation for static scenes by using a freely moving handheld camera. This technology is based on Structure from Motion and any special markers are not used [10]-[12]. This technology can be applied to free navigation for dynamic scenes using free setup cameras, too. The flow chart of free-viewpoint image generation is shown in Fig. 1. It consists of the following 6 steps.

1. A scene is captured by a moving single handheld camera. Captured video is divided into frames and these frames are regarded as one frame of multiview.
2. First, feature points are detected by using Scale Invariant Feature Transform (SIFT) [13] and then matched feature pairs are found in all views. Using the feature points and the matched information among views, we estimate extrinsic parameters (pose/position), intrinsic parameters (focal length, lens distortions) and 3D positions of the feature points by Structure from Motion “Bundler” [14].
3. Given virtual camera location, i.e. free-viewpoint image location, depth search range is estimated by reconstructed feature points.
4. Some reference images are selected from views for estimating a depth map and generating a virtual view image.
5. By using the selected reference images, a depth map is estimated at the location of the virtual camera. Block matching, graph cut algorithm and feature points are used to get a high quality depth map.
6. The virtual image is rendered by using the estimated depth map and the selected reference images.

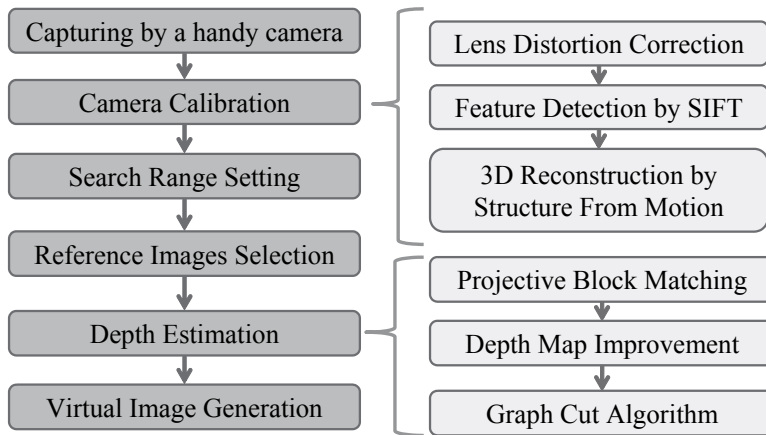


Fig. 1 Flow chart of free-viewpoint image generation for static scenes.

In free navigation for dynamic scenes, step 1 and step 2 are applied to free setup cameras. Then, step 3 to step 6 are applied to each virtual camera location.

EXPERIMENTS

Fig. 2 shows an example of captured view by moving a single camera and detected feature points.




Fig. 2 Captured view by moving a single camera and detected feature points.

Fig. 3 and Fig. 4 show captured video, generated free-viewpoint images and camera trajectories of indoor and outdoor scenes, respectively. The trajectory of detected actual camera movement is shown in blue and that of given virtual camera movement is shown in orange.

Fig. 5 shows examples of generated image and depth map.




Fig. 3 Captured video, generated free-viewpoint images and camera trajectories of indoor scene.




Fig. 4 Captured video, generated free-viewpoint images and camera trajectories of outdoor scene.



(a) Generated image

(b) Generated depth map

Fig.5 Generated image and depth map.

CONCLUSION

Free-viewpoint images are successfully generated for static scenes from views captured by moving a single camera freely. This technology can be applied to free navigation application of FTV.

ACKNOWLEDGMENTS

This research was partially supported by JSPS KAKENHI Grant Number 25289117, Hoso Bunka Foundation Grant and Grant of Support Center for Advanced Telecommunications Technology Research.

References

- [1] Masayuki Tanimoto, "Free Viewpoint Television," *The Journal of Three Dimensional Images*, vol.15, no.3, pp.17-22, September 2001 (in Japanese).
- [2] Masayuki Tanimoto, "Free Viewpoint Television - FTV", *Picture Coding Symposium 2004, Special Session 5*, December 2004.
- [3] Masayuki Tanimoto, "Overview of Free Viewpoint Television," *Signal Processing: Image Communication*, vol. 21, no. 6, pp. 454-461, July 2006.
- [4] Masayuki Tanimoto, Mehrdad Panahpour Tehrani, Toshiaki Fujii, Tomohiro Yendo, "Free-Viewpoint TV", *IEEE Signal Processing Magazine*, vol.28, no.1, pp.67-76, January 2011.
- [5] Masayuki Tanimoto, Mehrdad Panahpour Tehrani, Toshiaki Fujii, Tomohiro Yendo, "FTV for 3-D Spatial Communication", *Proceedings of the IEEE*, Vol. 100, No. 4, pp. 905-917 (April 2012). (invited paper)
- [6] Masayuki Tanimoto, "FTV: Free-viewpoint Television", *Signal Processing : Image Communication*, Vol. 27, Issue 6, pp. 555-570 (June 2012). doi:10.1016/j.image.2012.02.016 (online 24 February 2012). (invited paper)
- [7] Masayuki Tanimoto, "FTV (Free-viewpoint Television)", *APSIPA Transactions on Signal and Information Processing*, Vol. 1, Issue 1, e4 (14 pages) (August 2012). doi: 10.1017/ATSIP.2012.5 (invited paper)
- [8] M. Tanimoto, T. Senoh, S. Naito, S. Shimizu, H. Horimai, M. Domański, A. Vetro, M. Preda and K. Mueller, "Proposal on a New Activity for the Third Phase of FTV," *ISO/IEC JTC1/SC29/WG11 MPEG2013/M30229*, Vienna, Austria, July 2013.
- [9] "Use Cases and Requirements on Free-viewpoint Television (FTV)," *ISO/IEC JTC1/SC29/WG11 MPEG2014/N14178*, San Jose, US, January 2014.
- [10] Kentaro Matsumoto, Masayuki Tanimoto: "Ray Space Construction with a Hand-held Camera," *Proc. of 3D Image Conference 2005*, pp.13-16, 2005.
- [11] K.Takeuchi, N.Fukushima, T.Yendo, M.P.Tehrani, T.Fujii, and M.Tanimoto.: "Static Scene FTV using Handy Camera," *Proc. of International Workshop on Advanced Image Technology(IWAIT 2010)*, No.187, January 2010.
- [12] Kota Takeuchi, Norishige Fukushima, Tomohiro Yendo, Mehrdad Panahpour Tehrani, Toshiaki Fujii, and Masayuki Tanimoto, "Free-viewpoint Image Generation from a Video Captured by a Handheld Camera," *Proc. of SPIE*, Vol. 7863-57, *Stereoscopic Displays and Applications XXI*, 78631N, January 2010.
- [13] Lowe, D., "Distinctive image features from scale-invariant keypoints," *Int. J. of Computer Vision*, 60, 2, pp. 91-110, 2004.

- [14] Noah Snavely, Steven M. Seitz, Richard Szeliski, "Photo Tourism: Exploring Photo Collections in 3D," ACM Transactions on Graphics (SIGGRAPH Proceedings), 25(3), 835-846, 2006.

WORD-OF-MOUTH MARKETING AND SOCIAL MEDIA FOR RUSSIAN CINEMA-GOERS

A. Peregudov

Center of Research and Innovation for Digital Cinema
Saint-Petersburg State Institute of Cinema and Television
St.-Petersburg, Russian Federation
peregudov@dip.spb.ru

Abstract

This work provides insight into Russian cinema-goers relations with social media. The Internet adduces potential cinema-goers from watching movies in theaters, but the social networks in Internet creates new framework for theater audience development. The platforms VK and Facebook are most popular in this context. Some trends for how social media marketing influences movie theater business in metropolitan areas and small towns of Russia are exposed and discussed.

INTRODUCTION

At the end of 2013 Russia ranked 7th position in the Top 20 International Box Office Markets with total Box Office 1.4 US\$ Billions [1].

As of January 1, 2014, there were 3479 commercial screens in 1,101 cinemas (the average number of screens per site is 3.2). 85% of modern cinemas in the territory of Russia feature digital equipment, which amounts to 2,967 screens in total (in 1,010 movie theaters, which is 92%) 2,478 (84%) of which feature equipment for 3D screenings. The number of cinemas with a digital projector for each screen has reached 809 with 2,363 screens in them (74% of the total number of cinemas and 68% of the total number of screens) [2].

At the end of 2013 Russia is well on its way toward reaching its goal of providing Internet access to 93% of its population. Russia's mobile phone market is fairly saturated. More than nine in 10 Russians (91.5%) say they personally have mobile phones. Ownership is ubiquitous across both urban areas (93.8%) and rural areas (86.8%). Three in 10 mobile phone owners (29.6%) say their phones are smartphones, with the ability of accessing the Internet and downloading apps. Internet use and social networking are still the domain of the young in Russia. More than nine in 10 Russians aged 15 to 24 (92.1%) have used the Internet in the past week; this number falls to 31.3% among those 45 and older [3].

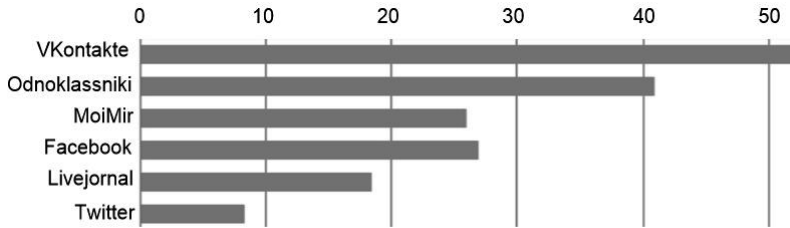
So, main cinema industry actors - studios, distributors and exhibitors – are working on almost completely digitized and web-communicated Russian landscape

These conditions provide an excellent framework for enrichment of cinema marketing strategies. But, the same framework not means that the actors listed above have the same marketing goals. For the studio the movie is considered as fodder for television channels or internet on-line cinemas. Income by the film distribution on these platforms is added for the studio to the income from the movie screening in the world-wide cinema networks. On the other hand, each theater receives income from visitors (cinema-goers) who come to this theater.

SOCIAL MEDIA AND CINEMA INDUSTRY

Figure 1 shows the popularity of main social networks in Russia. First three are specific for Russia only, second three are world-wide media. The premiere social network is VK (Vkontakte), gets called the Russian clone of Facebook. VK include personal pages, photo sharing, and community groups for people, geared towards providing entertainment media, and the ability to find TV shows and films to watch on-line or in the cinema. VK users spend more time for listening music and watching shows than the standard social browsing done on Facebook. The popularity of VK and other local social media is due to their cultural

appropriateness not for only Russia, but for many other countries with Russian-speaking population.



Source: TNS Web Index May 2014

Figure 1. Monthly audience of main social networks in Russia, millions

At the same time all actual international surveys show a significant predominance of Facebook and Twitter around the world, where VK is ranked at the end of ten.

THE ISSUES

Audience trends in Russian cinema markets are decreasing and here we need to develop new methods and new partnerships to attract younger audiences to the cinema. In addition, the Russian economy is in a stage of turbulence again and this process directly concerns the national film industry. The new ideas regarding social media, mobile communications and customer relationship management are developed by the leaders of market and by the each cinema theater.

First, use of information sources that influence online purchase decisions strongly varies by culture. Cultural differences across countries with respect to products and services bought on the Internet appear to mirror differences found in traditional shopping channels [4]. The study [5] introduces different cultural dimensions to compare the use of social media and other information sources for consumer decision-making across 50 countries. The dimensions are: Individualism/collectivism, Uncertainty avoidance, Long-/short-term orientation and some others. But you can't find here any data about Russia. So, features and preferences of large national audience should be taken into consideration when promoting films both from Hollywood and national film production. Especially for Chinese motion picture industry the study [6] collects the empirical data and reveals word of mouth (WOM) and online WOM influence on movie going decision making. The global and local cinema marketers need more investigations about this issue.

Second, WOM now is in the focus of interest among movies and cinema marketing practitioners and consumers. WOM itself is an 'informal communications directed at other consumers about the ownership, usage, or characteristics of particular goods and services and/or their sellers' [7]. But, well-known strategies of marketing of any media entertainments in social media can't be applied "as-is" for the movies and cinema industry. The promises of WOM marketing are often oversold, and various assertions about the nature of WOM, its dynamics, antecedents, and consequences at times have been misstated in mass-mediated articles and books on the topic [8]. Thus, it was found that potential moviegoers reacted more favorably to seeing a movie in theaters when viewing the official movie website as opposed to the social media page. Movie marketers should focus on using social media pages to encourage people to visit the official website in order to maximize interest in viewing the film in theaters [9].

Third, we need to clarify differences between marketing of any film for studio [10][9] and marketing of any cinema theater as itself.

In this work we try to provide the short survey and analysis of Russian cinema-goers relations with social media.

WOM ABOUT CINEMA IN RUSSIAN INTERNET

In Russian segment of Internet (called Runet) there are thousands of websites about the movies. Studios, distributors, cinema networks and other entities are very active in Runet and present in all popular social media platform, listed above. Vast majority of communication directed at the audience of “movie viewers” than movie goers. In situation when the each movie itself is only one part of wide spectrum of internet-available media entertainments, such activities lead the potential cinema-goers to find this movie in one click for seeing in internet and thus decline cinema going.

More closer to cinema-goers is the national-wide resource www.kinopoisk.ru with a slogan “Find your movie”. They have now about 1.5 millions in the VK group, 256K likes in Facebook, and 179K followers in Twitter. Visitors willing to vote in many on-line surveys, for example, more than 30.000 participate in voting “Which of the movie premier in April expecting most”, where “Fast & Furious 7” wins with about 50% answers.

Resource www.kinopoisk.ru is the one of the most viewed, when audience seeks trusted estimation of forthcoming movie releases. The survey [9] indicates the IMBD.com placed on the top for USA, while overwhelming majority of Russians does not even take it into account, together with official movie studio website.

Internet resources about entertainments, such as <http://www.afisha.ru/spb> provide for cinema visitors place to leave reviews and opinions about movies and cinema theaters. Opinions are often contradictory: “Convenient system to call waiter right to seat” and “The only thing that interferes with - this is when someone calls the waiter”. Even so, in distinguishing between high- and low-quality cinema theaters before going, potential moviegoers look for credible signals from previous cinema visitors. This is a clear example of WOM applied for cinemas. Due to the fact that practically each user leaves here their contacts in social networks, they can to continue interpersonal WOM-communication about other topics. In framework of social media optimization (SOM) user must be redirected to the website of the cinema theater. But no, in the vast number of cases, you will be taken to the site of cinema network which own the cinema theater. So, we need to look closely on cinema networks.

Cinemas in Metropolitan Areas

In Russian Federation there are 15 big cities with population more than 1 million. The major players here are all-state Russian cinema networks which own most of theaters. Look at the situation in St.-Petersburg with a population of more than 5 million, right after Moscow.

By March 2015 total amount of cinema theaters in St.-Petersburg is about 60 as reported by tickets sales services. Most of them – 51 - belong to cinema network, as shown in Table 1. These theaters haven’t own websites or pages/accounts in the main social networks, in other words the “face” of each theater is hidden by network. If someone wants to learn more about a particular movie theater of this group, he is redirected in a SOM strategy to the web-site of cinema network. At this page you can find links to pages/accounts in social networks, associated with network again, not specific theater.

It is obvious from the Table 1 that social media VK, Twitter and Facebook combined for most widespread networks. Platforms Foursquare, Google+, Livejournal, Odnorassniki not listed because are linked no more than two times from the cinema networks.

There is a clear correlation between the amounts of theaters and amounts of pages/accounts in social networks belongings each cinema network. A big question is what is primary and what is secondary, as in the example with chicken and egg. No doubts, to bring its owner golden eggs, cinemas must present in social networks.

The only exception is the owned by state non-commercial network “Petersburg-cinema” (www.peterburg-kino.spb.ru). This is practically the only cinema network in the Russia, preserving children's theaters in state ownership, and developing them as multifunctional cultural and educational centers.

Cinema Network		Social Network					Total Accounts in Social Network
WEB Site	Total Cinemas in St.-Petersburg	Vkontakte	FaceBook	Twitter	Instagram	YouTube	
www.formulakino.ru	12	Y	Y	Y	Y	Y	5
www.mirage.ru	9	Y	Y	Y	Y	Y	5
www.karofilm.ru	8	Y	Y	Y	Y		4
www.kino-5d.ru	7	Y	Y	Y			3
www.peterburg-kino.spb.ru	6	Y					1
www.cinemapark.ru	3	Y	Y	Y	Y	Y	5
www.luxorfilm.ru	2	Y	Y	Y			3
www.cinemastar.ru	1	Y	Y	Y			3
http://kino-city.ru/	1	Y	Y	Y			3
www.mori-cinema.ru	1		Y		Y		2
www.kinopolis-film.ru	1	Y					1
Total	51	10	9	8	5	3	35

Table 1. St.-Petersburg Networked Cinemas in Social Networks

Methods of work with the audience are not particularly different from those generally accepted in other sectors of the entertainment industry. Marketers continue to view social media as just another place to post advertisements. The audience sensitively captures when media publicity is generated by paid media and vice versa, WOM as user-generated content is usually perceived as more credible and trustworthy. Only a small number of real cinema-goers are present in the lists of participants or followers of cinema networks. Pages are crowded by official posts from studios, random members or someone's who want to sell anything.

Table 2 shows the key numerical characteristics reflecting cinema networks activity in two most popular social media – Vkontakte and Facebook.

Cinema Network	Social Network			
WEB Site	vk.com/	Pts*	Facebook/	Likes
www.formulakino.ru	formula kino	23801	formulakino	6635
www.mirage.ru	miragecinema	98211	miragecinema	499
www.karofilm.ru	karofilm vk	22585	karofilm	6124
www.kino-5d.ru	club25231150	5300	pages/Kino-5D	13
www.cinemapark.ru	cinemapark.russia	16817	cinemapark.russia	1770
www.luxorfilm.ru	luxorofficial	90427	luxor.official	5969
www.cinemastar.ru	cinemastar	38664	cinemastarofficial	11009
http://kino-city.ru/	kinocenterkinocity	2428	KinoCity.Novosib	500
www.mori-cinema.ru	-	-	MORI-Cinema	85
www.kinopolis-film.ru	kinopolisubiley	5644	-	-

Table 2. Cinema networks in the main social networks

* Participants in official group only

“Like” in Facebook is a good indicator of interest in cinemas of the network. A participation in the VK group shows a raised level of awareness about the cinema network at whole.

Within the time of next crisis in national economy the cinema networks focus their efforts on the outermost layer of the population. For poor – tickets with lowest price to morning, for rich – individual cinema show with champagne in time on your choice.

This is realism than population of small towns in Russia has more equal income, so cinemas located here must to be more creative in development of their audience.

Cinemas in Small Towns

Cinema theaters in Russia are unevenly distributed between metropolitan areas and small towns. One third situated in Moscow and Saint-Petersburg, where only 16% of population. About 30% live in small towns, where are 10% of cinemas (Source: Nevafilm Research www.nevafilm.ru). However, activities of small town cinemas in social media are very interesting for analysis. Look at the situation in St.-Petersburg region around city of St.-Petersburg. 9 towns in the region have more than 50.000 of people, each of town has one or more cinemas.

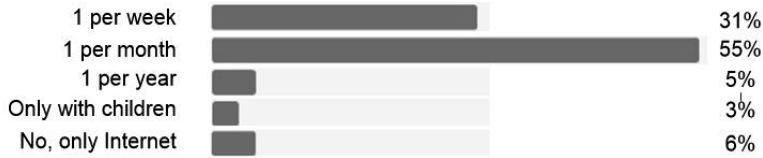
Table 3 shows how using social networking in a constant marketing campaign allows theaters in these small towns to establish a two-way communications with prospective cinema-goers.

Cinema #	Web Site	Town	Population	Cinema Owner	Items for discussion	Participants in group	% of Pts/ Population
1		Tikhvin	58000	Private	51	13755	24
2		Kirishi	52000	Private	14	8390	16
3	Y	Gatchina	95000	Private	31	12278	13
4	Y	Volkhov	46000	Private	5	4976	11
5		Volkhov	46000	State	0	3895	8.5
6	Y	Gatchina	95000	Private	0	3857	4.1
7	Y	Kolpino	140000	State	7	824	0.6
8		Pushkin	93000	State	1	459	0.5

Table 3. Ranked list of cinemas in small towns of St.-Petersburg region, based on VK activities

This is interesting to compare statistics in Table 3 and Table 2. Cinema theater #1 in Tikhvin has practically the same amount of participants in social network VK, as an all-state cinema network “Cinemaprk”, operating in 15+ towns with population 80+ millions. Only half of cinemas in small towns hold own web-site, this is clear pointer for strategy of social media marketing (SOM), when main vector of activities is directed to promotion in social networks only. Three cinemas in Table 3 are state-owned, others are private. Doings of first reflects rather social responsibility contradictory for seconds, which are completely business-driven entities.

For cinema in small town is vitally to create and maintain a group of followers in social media. It is not needed to depend upon dream that the members of group will create a coherent logical structure and interesting content for the page of communication. The members of group must constantly feel that opinion of group at whole and every member individually is very important for the cinema. If participants of group sense a care from theater, they are more likely bring their friends and pay to see a movie in this theater. Many meticulous users look attentively, how often information is renovated on the pages of social networks. So some owners of theaters specify for staff the time delay for answer to user's comments, for example - no more than three hours. The best results may be illustrated by results of voting “How often are you going to the cinema?” at Figure 2.



Source: Pilot Cinema, Gatchina. Retrieved from <http://vk.com/board46047162> 05 March 2015
 Figure 2. Group Voting “How often are you going to the cinema?”

The programs of loyalty must be conducted constantly, and the results of competitions and lotteries need to be published immediately, to save intrigue of communication both inside the group and in group communication with cinema administration.

Online surveys are vitally important to cinema theaters to disseminate information about their services. Most predominated topics of surveys are: “Which old movies you want to book for group seeing”, “Are you want to participate in non-stop night themed show”, “Are you want to go to the alternative content show” etc.

Figure 3 shows results of one of such survey. See as traditional “face-to-face” WOM among family, friends, and others is absorbed by electronic word of mouth (e-WOM).



Source: KinoTikhvin. Retrieved from <http://vk.com/board31406141> 05 March 2015
 Figure 3. Group Voting “Preferred information source about current films”

Goings-on of cinema in social media make the group a major source of information about movie releases. The volume of WOM has an important effect on awareness of a movie. When the volume increases, moviegoers are more prone toward expecting an upcoming movie to be good.

Records from users provide for cinema more clear understanding of his audience. One of the questions still unforgettable: “Does it real, that each cinema-goer gets individual 3D-glasses?”. Continuing the topic, we should mention as one theater in small town held a contest where the grand prize was the personal 3-D glasses. It was probably a stroke of genius, if only this cinema was compatible with this prize.

Popular topics are discussed more frequently than less popular ones through positive, negative, or neutral WOM messages. Cinema-goers are exposed to them repeatedly, the exposure effect could have a significant impact on maintain good reputation and start to improve service and equipment in the cinema.

CONCLUSION

Different kinds of internet-resources related with the movie industry, social networking, and marketing using social networking were examined to better understand the Russian context. The survey confirms the widespread use of social media by cinema-goers, particularly VK and Facebook. The effectiveness of the marketing almost entirely hinges on the features of the cinema theater activities in communication with potential and real cinema-goers. With more competition from other entertainments, cinema theaters need to improve their methods of attracting audiences, especially young.

The work did expose trends for how social media marketing influences movie theater business in metropolitan areas and small towns in Russia. With decreasing attendance, cinema theaters should improve current and contrive new online marketing methods for most impact on target audiences.

Now the cinema motto must to be “We sell because we are friends” as opposite “We are friends because we sell”.

ACKNOWLEDGEMENTS

The author is grateful for help and discussion to Alexander Babayan (alexander.babayan@gmail.com), who is owner of several social-media active cinemas in St.-Petersburg region.

Special thank for Nevafilm Managing Director Oleg Berezin (oleg.berezin@nevafilm.ru) for discussions, useful comments and access to unpublished results of investigation which was conducted by Nevafilm Research.

References

- [1] Theatrical Market Statistics 2013. Retrieved from http://www.mpa.org/wp-content/uploads/2014/03/MPAA-Theatrical-Market-Statistics-2013_032514-v2.pdf 04 March 2015.
- [2] 04/2014 – Russian Film Market Overview. 2013 Results. Retrieved from <http://nevafilm.ru/english/reports/04-2014-russian-film-market-overview.-2013-results> 04 March 2015.
- [3] Contemporary Media Use in Russia. Retrieved from <http://www.bbg.gov/wp-content/media/2014/02/Russia-research-brief.pdf> 04 March 2015.
- [4] K. Goodrich and M. De Mooij, “New Technology Mirrors Old Habits: Online Buying Mirrors Cross-National Variance of Conventional Buying”, *Journal of International Consumer Marketing*, vol. 23, no. (3/4), pp. 246–259, 2011.
- [5] K. Goodrich and M. de Mooij, “How ‘social’ are social media? A cross-cultural comparison of online and offline purchase decision influences”, *Journal of Marketing Communications*, vol. 20, no. 1–2, pp.103–116, 2014.
- [6] F. Wang, Y. Zhang, X. Li, and H. Zhu, “Why Do Moviegoers Go to the Theater? The Role of Prerelease Media Publicity and Online Word of Mouth in Driving Moviegoing Behavior”, *Journal of Interactive Advertising*, vol. 11, No 1, pp. 50-62, (Fall 2010).
- [7] R. A. Westbrook, “Product/Consumption-Based Affective Responses and Postpurchase Processes”, *Journal of Marketing Research*,” vol. 24, pp. 258–270, 1987.
- [8] A. Kimmel and P. Kitchen,” WOM and social media: Presaging future directions for research and practice”, *Journal of Marketing Communications*, vol. 20, Issue 1-2, pp.5-20, 2014.
- [9] B. Wilcox, “Current Trends in the Marketing and Promotion of Movies Using Social Media” Retrieved from <http://digitalcommons.calpoly.edu/grcsp/82> 01 March 2015.
- [10] A. Joshi and D. M. Hanssens, "Movie Advertising and the Stock Market Valuation of Studios: A Case of 'Great Expectations'," *Marketing Science*, vol. 28, no. 2, pp.239-250, 2009.
- [11] Y. Liu, "Word of Mouth for Movies: Its Dynamics and Impact on Box Office Revenue", *Journal of Marketing*, vol. 70, pp. 74-89, July 2006.
- [12] W. Duan, B. Wenjing, and A. Whinston, "The Dynamics of Online Word-of-Mouth and Product Sales-An Empirical Investigation of the Movie Industry," *Journal of Retailing*, vol. 84, no 2, pp.233-242, 2008.

PROVING THE STORY

Greg Loftin
School of Production
Ravensbourne
London, UK
g.loftin@rave.ac.uk

Abstract

Screenwriting and film editing have much in common: both are essentially iterative and mending crafts. Improvement comes through failure. Editors use an interface that allows for rapid ‘failure’ and so arrive at a good cut fairly quickly. By contrast the tools and processes that screenwriters use tend towards slow failure; they’re effectively still using a typewriter.

This paper looks at the craft of film editing and the tools they use and asks: in this world of digital plenty, to what degree can screenwriters prototype their stories for the big screen?

PROVING THE STORY

This is a true story about one feature film. I know the director and I’ve interviewed both of the film editors. Two editors... Is that one too many?

The film is called *Kill Time* (I’ve changed the name to protect the innocent). It’s by an A-list screenwriter. Everyone who’s read it thinks it’s wonderful. The film is green lit; the budget is set at \$80 million.

There’s a four-month shoot; all goes well. Then the director and all the film rushes fetch up in a small dark room with an editor. The editor begins to cut the material and, after a month or so, he quietly confides to his wife one evening: ‘the story doesn’t work’.

There’s a test-screening at a New York cinema; the audience finds the story confusing and gives it one of the lowest ratings ever recorded. The Exec Producer orders several re-cuts, and then hires a new film editor. Another director is drafted in to help the first director. They change about 40% of the original story, and spend a month on reshoots. At the next test screening, the new film fares only slightly better than the first. The film goes straight to DVD where it’s given a ferocious mauling by the critics. It’s taken four years to complete, the final budget exceeds \$100 million dollars, the film is poor, and everyone’s reputation is in tatters.

The story doesn’t work? How can this be? The screenplay was a triumph on the printed page. But in the translation to the screen it fell apart. Perhaps we should not be too surprised; word and moving image are two discrete mediums, and the story ‘physics’ of each are quite different. When you’re reading a script, you’re clearly not seeing the film. But *Kill Time*, like many well-written scripts, can seduce us into believing we really are seeing the film.

How do we make our scripts fit to flourish and survive the journey ahead? The shoot is an extreme environment: direction, acting, wardrobe, choreography, cinematography, location, lighting, and the vagaries of the weather; the script must anticipate the ‘violence’ of this phase. And it must also anticipate the phase beyond. Editing is a beautiful, alchemical craft. But it is also a kind of lie detector; and the biggest lie it detects is the flaw in the story.

A script, which is a simple word document, may attract millions in investment. And yet this investment is made with no clear proof that the story will survive the exigencies of the shoot

and the edit. Those test screenings of *Kill Time* in New York - they took place after the money was spent. Too late.

“Films originate from written words. Words here, now; images there, later. The question that has plagued the motion pictures almost from the beginning is how best to proceed from one medium to the next.” Jean Pierre Geuens [1]

This paper looks at the relationship between screenwriting and film editing, and asks: in this world of digital plenty, to what degree can we prototype our stories for the big screen?

“The humbling truth is that the film is made in the editing room.” David Mamet [2]

“Editing is what allowed films to take flight” Walter Murch [3]

“Editing is what makes a movie a movie” Zach Staenberg [4]

Editors are the final ‘writers’ of the script. But of course editors would never claim to be authors; and they rarely work alone. In this paper, when I talk of editing, it should be understood I’m referring to that special creative relationship between director and editor.

In the world of film, writing and film editing are almost entirely detached crafts; it is quite rare to find a writer in the edit suite. Yet the writer and the editor have much in common. The screenwriter is a story-inventor, and the editor is a raconteur. The one invents a story from a world of almost infinite possibilities, and then expresses it in the medium of words. The other constructs the best telling of that story in the medium of time, image, sound and motion.

One might expect screenwriters to take a lively interest in how editors tell their stories. But if one looks at the canon - Field, McKee, Snyder, Vogler, and Truby, and also the screenwriting communities such as Triggerstreet.com - there are surprisingly few references to film editing, or to images.

Why is this? For reasons we will discuss later, there is a longstanding injunction on screenwriters to avoid writing in shots, or to use audio descriptors, or indeed anything that prefigures the shoot and the edit. The ‘how-to gurus’ have mostly upheld this convention, and this has tended to promote a non-technical appreciation of the medium for which we are writing. Thus as screenwriters, when we think of film, we are more likely to think of something *projected* rather than *edited*; in other words film as an already-finished product; something that unfolds as an ‘invisibly edited’ flow of sound and pictures.

But this paper suggests that as screenwriters, to truly appreciate the ‘physics’ of cinema, we need to break the surface of the finished film, and in a sense make the cut visible.

I’m undertaking a PhD by practice, and the practice element is a screenplay.

I want to write in a way that anticipates the storytelling of the edit suite. I call this ‘writing for the cut’. The research element is a quest to discover how editors tell stories, and whether there are fresh insights that can be passed back to the screenwriter. I’d like to say I’m the first screenwriter to make this journey to the edit suite. But no, it turns out David Mamet has been here before.

“Let the cut tell the story... You always want to tell the story in cuts. Because otherwise you have not got dramatic action, you have narration.” David Mamet [5]

And I am also interested in the tools that film editors use. It seems to me the editor's interface bristles with possibilities for writers. The film is constructed in a timeline; each modification to the cut can be instantly replayed on screen. And in this way, moment-by-moment, the editor and director are testing the cinema-worthiness of their film. This is rapid prototyping.

"Ever tried. Ever failed. No matter. Try again. Fail again. Fail better" Samuel Beckett [6]

Both screenwriting and editing are essentially iterative and mending crafts. Improvement comes through failure. Editors can 'fail' quite rapidly, and thus arrive at a good cut fairly quickly. By contrast the tools and processes that screenwriters use tend towards slow failure. We're effectively still using a typewriter.

If we look at other arts and crafts, we see most use prototyping as a means of perfecting design. A music composer can rehearse a phrase of music on the piano before writing the orchestral score. The sculptor has the maquette. The architect has scale-models, and 3d animations.

How do screenwriters prototype their stories? They have index cards; and they have 'Blake Snyder's Board'. And sometimes they have rehearsed readings. But all are locked in the medium of words.

But it was not always thus. In the silent era, the image was sovereign. Here are two extracts from self-help books for writers from the 1920's.

"We are studying photodrama. We must, therefore, learn to put our dramatic action into picture form... Our schools are beginning to give definite training in visualization..."
Frederick Palmer [7]

"Continuity writing... is a matter of improvising pictures which will render (these) ideas visible. It must make mental processes graphic." Frances Taylor Patterson [8]

And here's Eisenstein, very much outside the Hollywood system, in the heat of writing *Ivan the Terrible* in the early 1940's.

"When you are in a good working mood, images swarm through your busy imagination. Keeping up with them and catching them is very much like grappling with a run of herring. ... you must drop your pencil and take up your pen to sketch the dialogue for this scene, and before the ink of this is dry, your pencil is once more making a note of an image that came to you during the dialogue... Whole scenes first take shape as batches of drawings before they take on the clothing of words". Sergei Eisenstein [9]

During the silent era and into the talkies, the Continuity Script was the industry standard. It was a format that often contained a galaxy of visual, aural and technical details about camera angles, mise-en-scene and so forth. This script format gave writer license to prefigure the shoot and, to a high degree, the edit too.

So what changed? How did screenwriters become detached from sound and picture? Here's a couple of key factors:

- The advent of the talkies in the late 20's tended to shift the screenwriter's focus away from images towards dialogue, and more 'naturalistic' ways of storytelling.
- In 1940's, and for reasons we don't have time to explore here, the Continuity Script was replaced by the Master Scene script - the one we use today. This format entirely stripped away the writer's license to include production descriptors, and references to images.

"Writers are often discouraged from using images... It is only after the screenplay has been fully scripted that images come more fully into play in the form of storyboards, design sketches and other means of pre-visualisation... Implicit in the industrial model is the separation of words and pictures" Kathryn Millard [10]

Kathryn Millard makes a seminal contribution to a small but growing body of literature around digital screenwriting. She wrote an essay called *The Screenplay as Prototype*, a theme she later expanded into a book called *Screenwriting in the Digital Era*.

"In our digital world, the boundaries between the once discrete stages of writing, preproduction, production and postproduction are evermore blurred. Digital tools make it easier to cut, shift, morph and reassemble materials throughout the development and production process. The very notion of what it means to write is shifting."
Kathryn Millard [11]

Previsualisation is one of the tools of our digital world. Previs usually means wireframe animations generated in software such as Maya. Their purpose is to allow directors to rehearse complex scenes like the car chase from *Matrix Reloaded* ahead of the shoot.

This kind of previs, sometimes called animatics, is very expensive and generally undertaken by VFX artists and animators.

But away from big budget action films, there is a range of cheap or free previs tools designed for screenwriters to use. Some of these work like storyboards, others like animations (Amazon Studio, Storyboard That, or Plotagon)

As a screenwriter, I found these tools insular and restrictive; they tend to use a common stock of characters and settings. Most of them presupposed an already formed story. I was looking for something more open, more dynamic.

My students are the generation 'formerly known as the audience', to borrow Jay Rosen's line [12]. They're digital producers, they make and mashup stories for youtube, vimeo, pinterest and the like. For this generation:

"...writing with text is just one way to write, and not even the most interesting way to write. The more interesting ways are increasingly to use images and sound and video to express ideas" Lawrence Lessig [13]

I was looking for a hybrid tool that was both film editor, and word processor. I haven't yet found it. So I developed my treatment using two discreet packages: Scrivener and Prezi.

My script is called *Rush the Sky*. I use the agility of Scrivener to compose story ideas, and in Prezi I convert these ideas into story beats, with proxy images and film clips from the web

(google images, flickr, youtube). These story beats and images are mapped onto this three-act grid.

“Good ideas... are works of bricolage; they’re built out of that detritus. We take the ideas we’ve inherited or that we’ve stumbled across, and we jigger them together into some new shape.” Johnson: Where Good Ideas Come From

Though I’m using digital tools, this principle has a long history. At a recent Matisse exhibition the catalogue describes how his Cut-Outs were originally a way of prototyping his paintings: he’d make paper versions of the objects in his canvass, so that he could play with different compositions: let’s put the Tahitian shell here, the apple over there and so on.

And so with Prezi; I can move my beats and media fragments around, play and re-play them. But the really dynamic thing for me is this: in reaching for images, clips, and sounds, you enter worlds you could not have imagined. You have no idea what your search terms will turn up. This is what Steven Johnson, referencing back to Stuart Kaufman, calls the ‘adjacent possible’. The web is a place of extraordinary bounty, and serendipity. Here, the interplay between fragments of text, clips and images can be truly generative. Indeed, there is a strong connection here with soviet montage: the generation of new meanings through the collision of media.

As I look at my story here, I can clearly see an A and B plot (this is a non-linear story, and these sections in blue are flashbacks). I can see a three-act structure, and I can see the entire story as a kind of diagram. And in a sense, I can play it. Though quite crude, by simply clicking through the beats of my story I have a flavour of the kinetic and temporal nature of cinema. Most importantly, like editing itself, this simple mechanism is a lie detector that helps make ‘plot holes’ visible.

The treatment is where you build the bones of your story. This is the phase where the story should remain in fragments, and mobile. Software of this sort allows you to dance the bones ‘til you have the steps entirely worked out.

The next phase is the screenplay. The screenplay tends to fix the shape of the story and returns us to the medium of words. As a linear pre-formatted document, this stage is much less conducive to narrative experiment.

One might argue that when we write our screenplay, we’re throwing out all the cinematic fun we had in the treatment. But actually, this is what will invest our writing; we are capturing in words all the vivid worlds, events, and characters we have seen with our own eyes. And the story will be strong, because in some measure, we have proved it for cinema.

I’d like to give Kathryn Millard the final word:

“The processes of screenwriting and filmmaking have been separated since the early years of cinema... Over 90 years later, the digital era offers the possibility of reuniting screenplay and film production in an expanded notion of the screenplay” Kathryn Millard [15]

References

- [1] Jean-Pierre Geuens, *Film Production Theory*, Albany: SUNY Press, pp. 81, 2000
- [2] Gael Chandler, Writing for Editing (online), Writer's Store, quoting David Mamet at 2002 Academy awards Ceremony. Available from: URL http://www.huffingtonpost.com/jay-rosen/the-people-formerly-known_1_b_24113.html [Accessed 1 March 2015]
- [3] Wendy Apple, *The Cutting Edge - The Magic of Movie Editing*. Warner Home Video, 2005.
- [4] Ibid.
- [5] David Mamet, *On Directing Film*. New York; London: Penguin, pp.2, 1992.
- [6] Samuel Beckett, *Worstward Ho*. 1st edition. New York: Grove Press, pp.74,1983.
- [7] Frederick Palmer, *Palmer Plan Handbook Volume 1: An Elementary Treatise on the Theory and Practice of Photoplay Scenario Writing*. Hollywood: Palmer Photoplay Corp., pp 25, 1922.
- [8] Frances Taylor Patterson, *Scenario and Screen*. New York: Harcourt, Brace and company, pp.21, 1928.
- [9] S. M Jzentejn, and Leyda Jay. *Film Form ; The Film Sense: Essays in Film Theory*. New York: Meridian Books, pp.262, 1959.
- [10] Kathryn Millard, *Screenwriting in a Digital Era*. Basingstoke, Hampshire ; New York: Palgrave Macmillan, pp.25, 2014.
- [11] Ibid. p7
- [12] Jay Rosen, 2006, The People Formerly Known as the Audience, (online) The Huffington Post, Available from URL: http://www.huffingtonpost.com/jay-rosen/the-people-formerly-known_1_b_24113.html [Accessed 1 March 2015]
- [13] Lawrence Lessig, Remixing Culture: An Interview with Lawrence Lessig, (online), O'Reilly Policy Devcenter, Available from URL: http://www.huffingtonpost.com/jay-rosen/the-people-formerly-known_1_b_24113.html [Accessed 1 March 2015]
- [14] Steven Johnson, *Where Good Ideas Come from: The Seven Patterns of Innovation*. London: Penguin, pp.28-28, 2011
- [15] Kathryn Millard, *Screenwriting in a Digital Era*. Basingstoke, Hampshire ; New York: Palgrave Macmillan, pp. 41, 2014.

VIRTUAL GALLERIES - MUSEUMS AND RELATED INITIATIVES

ENHANCING VIEWER'S EMOTIONAL CONNECTIONS TO THE TRADITIONAL ART CREATIVE PROCESS VIA AN AI INTERACTIVE SYSTEM

Sara Salevati & Steve DiPaola
School of Interactive Arts & Technology
Simon Fraser University
Vancouver, Canada
sara_salevati@sfu.ca, sdipaola@sfu.ca

The goal of our research is to enhance the traditional museum viewer experience by constructing an interactive exhibition piece where viewers can emotionally interact with the act of creating a fine art painting. Through our interactive Creative Artificial Intelligence System (CAIS) which generates art portraiture, we try to recognize what our users are experiencing (emotionally) when they view art work by considering their emotional responses in creating and evolving their portrait painting and using that as input within our system. Ultimately we hope that our CAIS system can bring unique learning tools to art education and appreciation by focusing on affect as one of the main elements within the interaction -- where emotion is constructed, interpreted and given meaning in a dialogue between the user and the generated art of the system, or between many art viewing users through a system.

INTRODUCTION

This research specifically addresses how our Artificial Intelligence (AI) tools not only facilitate and enhance the understanding of a creative process of an artist but also adopt aspects of affect and emotions that are aroused from viewing the artwork. Our research aims to grow the knowledge and cognitive model of our CAIS system that currently has aesthetic reasoning based on artist's creative processes to explore/understand the mood and emotion that artist/users' intent to portray in a produced artwork. This encourages new collaborative practice that allows for users to create a dialogue between the system and the users that can organically, share and exchange real-time knowledge, evolve their creative process and to guide their artwork through an emotional space.

Our authored CAIS, explores the generation of new artwork using genetic algorithms where constraints are expressed as principles, rules and concepts related to visual organization of art and design compositions. The created output is a multilayered artifact based on a developmental processes defined by visual elements such as shape, size, color palette, texture and style. This was investigated in our previous work where we explored elements of the Futurist art master Umberto Boccioni's paintings are analyzed and input into the our CAIS, and a viewer/interactor can create many evolved new versions to explore/understand the underpinnings of the work through an experiential creation process [5,6]. This brings to focus the role of artists and designer as actor/agency working within cross flows of knowledge, perception and information. Hopefully allowing them to be a simultaneous participant and observer in ongoing collaborative conversation. We have begun to deconstruct the artwork as segmented rules, shapes and styles within our ongoing CAIS as an organism that can grow and evolve within each state of its development. This allows for a unique learning tool where museum viewers can use our interactive portraiture system to experientially explore the

creation of body of work through investigating texture, palette and brush strokes in general and through various user emotions.

ACTIVE PARTICIPATION IN LEARNING

Active participation is one of the most fundamental principles of learning and education theory. According to Dewey we learn best by doing, and it is simply insufficient to provide viewers with merely materials to look at [2]. European Union also published a LifeLong Museum Learning: European Handbook, that discusses constructivist theory as the desired model for museum education programs and encouraging the involvement of visitors within various activities, such as, making artworks and objects, theatre, role-playing as well as performance based activities [8]. It is also evident that such museum programs and activities are mainly geared towards kids, young adults and students rather than the general public. Learning experiences within museums are often built on wide range of materials, ideas and activities that surround the artwork rather than the materiality of the particular works [1]. What is significant and valuable to learning are the connections made by the audience and not just their direct exposure to the artwork alone. We also understand that visitors learning preferences and motivation for learning may vary, so we wanted to add to the museum environment a multimodal experience that is self directed, customizable and caters to various learning styles simultaneously, a critical factor for effective learning.

Therefore we wanted to design an interactive art education experience that focuses primarily on this notion of active participation in the museum environment. Not only do we want our interactive experience to act as a supporting material but also to supply viewers with wide a range of experiences. Our affective CAIS system invites visitors to participate in activities related to the exhibition theme, say Futurism or the color palette and stroking style of late Van Gogh, (Figure 4) encouraging them to engage their imaginations in response to the ideas provoked in the exhibition through exploration of artist's creative process and the act of making an artwork in a specific style and mood. This add-on interactivity acts as a catalyst for learning by providing new experiences and creative challenges; enticing audiences to further engage in the materials/ideas presented as part of what the museum has to offer. It acts as an analyst and bridge to fully involve viewers with the presence of the artwork and the artist's intent in the art museum setting by allowing for a participatory dialogue. Through our system, we want to encourage the viewers to explore a painting in depth and experiment by undertaking a personal journey and substantiate their personal narratives through emotional navigation in response to a selected artwork or art series.

Incorporating affect and affinities within interactive experiences can be challenging as they need to be open-ended in order for the users to be able to orchestrate their own emotional experiences. Hence, we wanted to provide the visitors with an activity to construct their experience out of what is important and meaningful to them, allowing for that personal encounter. To not only capture their attention but to engage them through a tool that stimulates and improve that inquiry cycle and sustains that further, both cognitively and emotionally.

INTERACTIVE EXPERIENCE

We use Artificial Intelligence (AI) tools that take as source a photo in front of our digital canvas and through their selection of an emotion (how they feel) create and explore a new generated artwork (Figure 1). This photograph as source is evolved into a final art portrait

work that uses the rules, styles and elements from our CAIS portrait painting system (as well as our labs on going research in historical art styles) and maps different texture, brush stroke styles and palette to the various emotion based on survey studies. This allows for an art education component to the work as we can use styles, palette and other factors in our CAIS system from a known traditional piece, an artist's body of work, or art general as we have attempted with Rembrandt [3], Picasso [4] and Boccioni [5] in past research work. In this way, we do not want to reduce the viewer's experience into a few variables or simple templates of styles. But instead use the more open and human sense of emotion as the core of what humans are and how we experience the world. This is an open research area, so understanding the right mix of templating for non-artists to be able to create something of worth versus a full interactive control for experiencing the process in a personal way requires several iterations. All aspects of the final images from our interactive are created generatively with texture synthesis, cognitive synthesis (using the palette and rules of portrait painting algorithms) as well as results validated from our emotional mapping survey studies.



Figure 1: A museum viewer approaches our system, has their portrait taken, then via emotional choices is able to explore the knowledge/experience space of fine art creation -- creating artwork through presence and emotion.

The original artwork or deconstructed seed “gene” objects are fed into the system [3,4] are not a template or design schema, rather pieces of knowledge (genes in evolutionary terms), content that can be fundamentally evolved through means of an interactive control. This creation and exploration process through the rules, styles and visual objects of an artwork gives the viewer/interactor an opportunity to explore the creation process of the artwork. Through our CAIS portrait system, the viewer/interactor can exchange, manipulate and evolve the deconstructed seed forms, their photograph based on emerging ways an artist's might negotiate aesthetic elements within their work (Figure 2). By the selection of different emotions, our goal is those interacting with our CAIS portrait systems can select an emotional space through transfer of knowledge from the provided domain. Our CAIS environments simulates the more deeply human cognitive process by attempting to depict a still work, not from the visual elements segmented out of the historical canvas, but also from new source, a photo portrait of a viewer in front of the digital canvas.

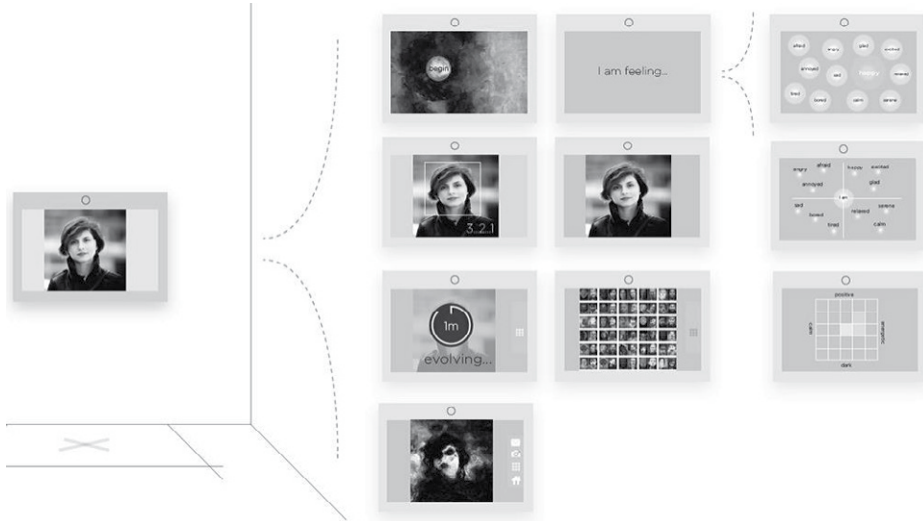


Figure 2. This is a depiction of the system in process, a photo of the viewer is taken, emotion choices are made by the viewer, processing occurs and one to several portrait styles are made based on emotional input. In future interactions, we are investigating using the user's mobile device as well as bio-sensing emotion.

We have conducted a study to understand the mood, affect and emotion that are evoked from the artworks produced by our authored CAIS. Our study has provided us with preliminary data to inform and define various validated emotional spaces within our CAIS environment according to the results from our user study surveys. The surveys identified corresponding emotions selected by majority of viewers of the various artwork (recipes) produced by our CAIS. We concentrated mainly on mapping of the mood to texture, brush strokes and palette. We used the emotional mapping system, based on Russell's circumplex model of affect [8,9, 10]. This model encompasses four quadrants, each representing a set of emotional category based on positive and negative levels of arousal and valence. For the purpose of our study, we chose the following 12 emotions (3 from each quadrant of Russell's model): excited, delighted, happy - satisfied, relaxed, calm - tired, bored, sad - frustrated, angry and afraid [8,9]. Our goal was to match visual attributes to certain emotions that were stimulated in our participants by the artworks produced from our CAIS regardless of the content and subject matter.

CAIS UX

The shift from a research based to practical application of CAIS systems such in museums requires attention to the collaboration and creative processes of the users (artists/viewers). The design of such systems needs to not only support their cognitive load of the process, but provide users with an engaging environment where their interaction with the system becomes transparent and provides a poetic experience that resonates immediately but allows for reflection and continues to inform later. It must have an essence; where it is meaningful yet not trying too hard – it needs to be intuitive. There is a fine balance between conveying art education, but yet providing the user with an exploration tool. Part of our research especially in the UX domain is to allow for both knowledge gathering (art education) and knowledge exploration. This shift of focus from knowledge taxonomies to problem-solving situations provides a more engaging educational experience to visitors.

It is important to value the role of the human collaborator and user experience while working with computational creative systems and to create a dialogue between the system and the users that can organically, share and transfer real-time knowledge and evolve their creative process. Some generative and AI systems value the final result over user input – meaning the interactive input of the users only minimally affects the final results. This problem is seen allot in early interactive systems. Our goal is to keep a high final output quality but assure the user participation is paramount to the process – without it, the reflection and personal experience aspects of education are diminished. In this way, the integration of user experience within computational creativity systems encourages new modes of creative practice where users remain fully engaged in their creative process and exercise their creativity through experiential learning, reflecting and creating. Such engagement can be explored through various modes of sensory input, new affordances, experiences, and interactions with the inclusion of embodiment and movement taking into consideration interactivity, engagement, collaboration & communication.

Our CAIS portrait system explores new modes of engagement with art in traditional museums through various user experience (UX) strategies based on our studies. It is important goal to create harmony between the modalities of their interactive experience, from the initial encounter with the system to the final generated artwork they create (and explore). The system attempts to use user emotion as both a social embodied process in art and painting, as well as a notion of a traditional artist's expression and intent. We want to focus on the emotional journey while interacting with a generative art piece and involving our users/viewer in the meaning making process. This spiral of experiencing, reflecting and making provides a participatory platform for co-creation of ideas, which is visitor focused, open-ended and prepares the viewer for broader, richer, learning experiences. This user experience process, by exploring the various palette, brushstrokes and texture which can add to the traditional art viewing process by providing the audience with an interactive experience to better understand and connect with the traditional painter's possible authoring experience when they paint, or at least to personally experience the palette, brush stroke style, and other aesthetic choices of that artist (Figure 3, 4, 5). This experience of interacting with art creation allows the viewer to connect to a traditional painter's creative process and their expressions through a shared meaning, allowing for a deeper personal appreciation of their work.




Figure 3. Example of an exploration of palette and stroking style of the Impressionist era of Claude Monet's "Sunset in Venice" 1908 using our CAIS personal portrait from our system (right).



Figure 4. Example of an exploration of palette and stroking style of the Post-Impressionism era of Vincent Van Gogh 1889 using our CAIS a personal portrait from our system.



Figure 5. Example of an exploration of palette of the Post-Impressionism era of Vincent Van Gogh 1889 using our CAIS personal portrait system.

Our system also offers different levels of possible engagement as viewers can choose to step back and observe the interaction of others with the system or go through the archive of past evolved portraits. This allows for stimulation and continuity of experience through engagement with the past archived portraits that users have made, each tell a different but related story.

They are also able to share their creations (digital portraits) with friends (Figure 6), which promotes the social component and shareability both in the museum and in a large social venue that can support trips to the museum. Working with the museum, there is a social media/viral marketing aspect where once setup, users can email a URL of their portrait to others to share their experience, both branding the exhibition and inviting a larger community to come experience the work by visiting the museum. This experience also allows for personal storytelling, where the viewer can formulate and develop their own narrative of their portrait through the selection of various emotions. Identity, like interest, develops through interaction; both interest and identity develop in relation to available experiences and to how learners perceive, understand and represent these experiences. Our interactive process provides an environment where viewers become co-authors; through participating in the creation of the portrait, and personalization of the artwork based on their mood and emotion that only relates to them in that moment of interaction. This interaction enables viewers to learn by creating knowledge through experimentation and formation of purposes driven by their curiosity, interests and emotion, rather than simply transferring it.



Figure 6. Source photo (left) with examples of unretouched, purely software generated output via our emotion AI engine.

CONCLUSION

This research aimed to enhance engagement and active learning in museums by facilitating the audience's understanding of how emotion and mood can effect the traditional artists' creative process and their art through their own exploration of various affect while interacting with our generative painting system. Interactive and experiential learning in museums is beneficial for both the participant (the learner) and the experience provider (the museum); as the visitors develop an emotional engagement and continue to share their reflections. Using specific CAIS based generative digital tools and hardware setup, this experience can enrich their personal connection to the traditional artwork through the appreciation of not only its physicality; palette, brush stroke and texture but also its ecology, time, history, intricacies and its mood through an emotional navigation. The viewers can now value and immerse in the artists' creative process and weave a personal narrative based on their experimentation. Care and

iterative design and refining cycles are needed to be both respect the traditional art and be able to explore / reflect on some aspects of that art via another (i.e. the viewers generated portrait) interactive medium. For future, work we want to refine the system in real world sceneries and we want to dig deeper into full body experiences, since emotion is a social and embodied process and there are multiple ways of expressing, sensing and feeling emotion such through movement.

References

- [1] Deeth, J, 2013, “Engaging Strangeness in the Art Museum: an audience development strategy”, *Museum and Society*, 10 (1), p1-14.
- [2] Dewey K, 2003, *Experience and Nature*, New York: Kessinger Publishing.
- [3] DiPaola S, Riebe C, Enns J, 2010, “Rembrandt’s Textural Agency: A Shared Perspective in Visual Art and Science”, *Leonardo*, Vol 43, No 3, pp 145-151.
- [4] DiPaola S, Smith A, 2013, “Interactively Exploring Picasso's Multi-dimensional Creative Process in Producing Guernica”, *Proceedings of Electronic Visualisation and the Arts*, pp. 25-31. British Computer Society, London.
- [5] DiPaola S. & Salevati S, 2014, "Using a Creative Evolutionary System for Experiencing the Art of Futurism", *Proceedings of International Conference on Electronic Imaging & the Visual Arts (EVA)*, pgs. 88-93, Florence.
- [6] DiPaola S., McCaig R., Carson K., Salevati S., & Sorenson N, (2013) “Adaptation of an Autonomous Creative Evolutionary System for Real-World Design Application Based on Creative Cognition”, *Proceedings of International Conference on Computational Creativity (ICCC)*, pgs. 40-47, 8 pages, Sydney.
- [7] Gibbs, K., Sani, M. & Thompson, J, 200, *Lifelong Learning in Museums*, Ferrara, Italy: EDISAI.
- [8] Russell, J.A, 1980, A circumplex model of affect. *Journal of Personality and Social Psychology* 39, 6, 1161-1178.
- [9] Russell, J.A., Weiss, A., and Mendelsohn, G.A, 1989, Affect Grid: A Single-Item Scale of Pleasure and Arousal. *Journal of Personality and Social Psychology* 57, 3, 493-502.
- [10] Sundström, P., Stahl, A., and Höök, K. eMoto: affectively involving both body and mind. In *Proc. of CHI EA 2005*, 2005–2008.

METHODOLOGIES AND TECHNOLOGIES FOR RESTORATION. SMARTICON: INFORMATION RETRIEVAL AND THE REDISCOVERY OF AN IMPORTANT PAINTING

Sara Penco

Restorer and creator of the SMARTICON project
Rome, Italy
E-mail: info@sistemapenco.com

Abstract

Cultural Heritage may represent the appropriate instrument in order to reach specific global problems, it can generate scientific excellence and cooperation between third countries; in a cross-border and intersectoral perspective. It can contribute through the use of innovative tools, to the enhancement of the artwork through the research of “truth” and the perspective of a “planetary humanism”.

The restoration of an unpublished picture: the preservation of the material.
Through the identification of a scientific method and the use of advanced technologies, it is possible to track and correlate all the information related to a product and how this strategy can lead to the retrieve of the truth and the enhancement of the artwork.

An example of the method on an unpublished painting.

Introduction

Every “*single form*” of cultural expression has to represent a key role throughout the world's Cultural Heritage.

The characteristics of this sector highlight the vastness and diversity of the artifacts. Such peculiarities, while causing considerable obstacles to the solution of a number of “*criticality*” (as cataloguing, safety, traceability, research, etc.), are the essential link between different cultures and also the tool for their “*coding*”.

The understanding of the bonding between the processes, the interactions, the implications and also the conflicts and uncertainties, represent an innovative synergy in order to cause a complex scenario of generative diversity; oriented in a “*planetary humanism*” perspective.

The more this bonding comes understandable and usable, the more we will have fulfilled one of the fundamental concepts expressed by sociology: the establishment of the development conditions through new acquisitions of knowledge.

SMARTICON arises from the need to provide answers to those needs.

“The noises of the world, weapons, conflict strike me deeply. The radical nature of the crisis of society and humanity prompted me to search for the root level of the theory, towards a progressive reorganization of the structure of knowledge” [1].

Methodologies for restoration and preservation of Cultural Heritage

We are going to examine a painting from the late Sixteenth and early Seventeenth century.

The work, executed with oil on canvas technique, depicts a “*Madonna with Child and small dove*”. The artifact is in excellent condition.

The restoration has been followed by myself.

A preliminary survey has detected the presence of a previous restoration, in the course of which the fixed frame has been replaced with a movable frame and ancient canvas has been submitted to

sheath. Today the pictorial material shows a painting in which transpires some whitish “blooms”, due to a traumatic straightening performed during the old sheath.

Nowadays technical intervention has opted for the preservation of the old sheath because, being capable of fulfilling the function of supporting the original material, its removal could have caused further trauma.

A thorough cleaning allowed to remove the old paint and touch-ups performed during the previous restoration. Nowadays pictorial reintegration is performed “*by body*” (invisible reintegration), in order to restore only some limited localized gaps, mainly, in the extreme lower end of the painting.

The work shows the extraordinary quality of the execution, also reflected by the very expensive colors of the palette of pigments used.

In different parts of the painting are detected obvious “second thoughts” and traces of date and signature.

On the lower right a label is glued which probably refers to a number of inventory. The numbers can be interpreted as “370”.

The diagnostic investigation

The painting has been put through reflectography pushed to 1700 nanometers (IR-1700) and radiography X Digital (DRX), in order to investigate which technique was used and the conditions of preservation.

Infrared 1700 guarantees to obtain more detailed feedback compared to a normal IR 1100, since the pigments, at strong wavelengths, become more transparent.

This technique allows a clearer vision of the underlying layers and ensures a more reliable feedback of the pictorial drafts, regrets, preparatory drawing, signature, the identification of retouching, repainting, gaps and abrasions.

The excellent conditions of the painting have been found in the small percentage of plastering and reintegration, mainly affecting the extreme lower part of the painting.

The archaeometric appearance shows many “regrets” particularly in the compositional genesis of the work.

The outline of the face of the Child, in particular the chin and cheeks, was originally positioned lower compared to the drafting of the final color. This variation is also evident by looking at the painting with a naked eye and noticing, how the final color drafting lets a glimpse, in transparency, of the first version of the painting.

In a first draft next to the face of the Child, tree branches originally invaded the bottom of the painting almost touching the left shoulder of the Child. In the final draft, however, more space is given to the figure which stands out from the background on which the blue lapis lazuli covers the previously painted leaves clearing the figure of Jesus.

The right arm of the Child has been moved lower compared to the first draft, and both hands have been repainted many times in order to find the final position. On the hands of the virgin you can notice different movements of the fingers and some changes on the folds of the blue drapery: next to the pink sleeve and on the fold that rests on table next to the pages of the open book.

To follow are compared images of the painting and the images from the IR (Fig. 1 and Fig. 2).

The second thoughts described earlier are better shown in the images below, highlighted throughout the comparison with the IR. This image clearly shows the outlines between the first drafts and the final movements (Fig. 3 and Fig. 4).



Figure 1



Figure 2



Figure 3 (IR image)



Figure 4 (IR image with overlay gloss)

IR image with overlay gloss (the darkest lines delineate the final draft, while the thinner ones identify the first draft, amended during construction)

The transparency of some additional backgrounds of lapis lazuli, although it may lead one to evaluate a possible afterthought in the distribution of light and shade of the mantle of the Virgin, testifies instead a refined technique; brilliantly designed by the artist to push himself to achieve an exaggerated contrast called and suggestive transparencies, which could not otherwise be achieved if not by layering transparent glazes.

The artist has also accomplished the extraordinary blue drapery without parsimony using pure lapis lazuli (as confirmed by chemical analysis of the pigment).

Through this generous color writing, the entire surface of the Madonna background light up in order to apply the overlay gloss which once dried show the latest dark glazes: appointed to shape the shadows, but intended to let perceive everywhere the underlying layer below the intense luster.

It should be noted a regret in the preparatory drawing: on the high profile and along the book. The drafting color for the making of the cover reduces thickness and volume, hiding parts of the drawing which produced more pages now no longer visible.

The painting technique highlights the presence of “*edges in savings*”, or colorless material (colored backgrounds that do not reach the limit of volumes, evidently to follow the underlying signs in order to obtain a three-dimensional affect) and the author's tendency to mark the details with brushstrokes of a brown outline, above the paint layers.

This technique, only used by great masters (as it will be for Caravaggio), grants to have a fast color spreading which allows to avoid that the fresh colors do not get mixed with the adjoining ones, so that it is not necessary to wait for the color to dry on borderline of other pigments. This technique also allows to obtain a better volumetric rendering, since the figures are detached in a precised way from down below.

Finally a micro sampling was performed under the right elbow of the mantle of the Madonna, which confirmed the characterization of the blue (Fig. 5 and Fig. 6).



Figure 5




Figure 6

On the bottom left, next to the lectern, drawn with a medium point brush, some letters turn up as well as three numbers on the bookbinding.

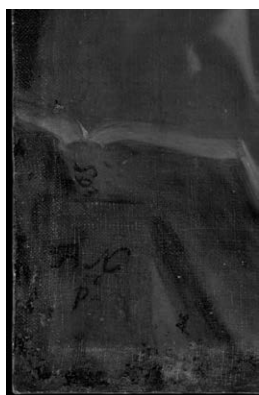


Figure 7

The numbers painted on the book spine indicate: "593". It is reasonable to assume that they can be identified dating: "1593".

On the lectern there are two initials "A" and "C" (the painter's initials) and, in the center and slightly below, a "P" (pinxit) (Fig. 7).

Both the dating and initials, can be traced back to the works autographed by Annibale Carracci who, in those years, was working on the decoration of the Palazzo Farnese in Rome.

Another crucial element, which places the painting under the prestigious Roman patronage, it is an engrave by P. Daret, which suggests that the original painting was made by Annibale Carracci and came from a Roman collection.

Below, to prove the authenticity of the acronyms, shooting infrared light into visible light with high contrast positive (Fig. 8) and negative (Fig. 9).



Figure 8

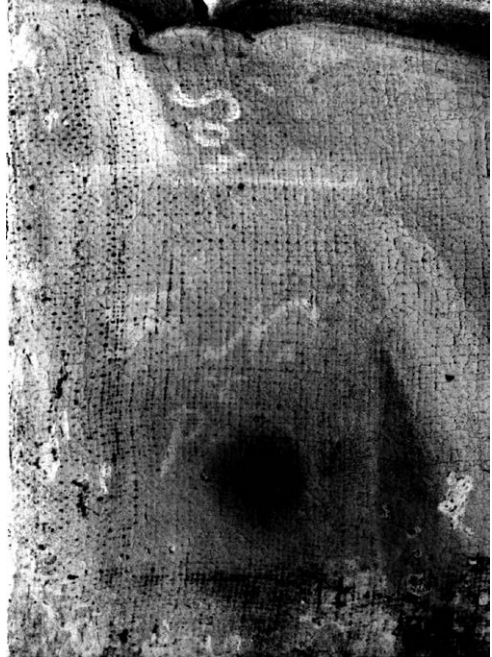


Figure 9

Digital x-rays X (DRX), highlight the original textile support , with armour canvas and irregular and thick spun yarn, ascribable to an handcrafted.

The search for “truth”: SMARTICON

SMARTICON is a **scientific innovative instrument**, able to manage all the "*complexity*" of the Cultural Heritage sector, which identify the "*criticality*" and "*limitations of the current technique*".

The method of placing an hermeneutic order between the different information that populate the art field.

Through repetitive and methodical processes , it allows the information to generate reports and correlations and, above all, to bring out contradictions and to manage them so that they become enunciated: that turns current "critical" in the aspired product, currently foreclosed, which generates the regain of knowledge and the pursuit of truth.

This tool is in charge of the organization, to the regain and usability of all those information that represent a priceless wealth of knowledge, but it is currently foreclosed due to the vastness and diversity of information.

The method consists of a collection of empirical evidence through the observation of experimental information and strategies (up to the formulation of statements and rules in order that they become "valid"); but also in the formulation of hypotheses and theories that represent solutions for the continuous implementation of the processes.

This tool is in charge to put in order all information, to track, to highlight and address the contradictions, discontinuity, the critical (always there in the cultural Heritage field) and all the interrelationships referable to an artifact ; finalizing the process of recomposing, to the integration of all information, through a complex and profound analysis: **the identification of objects portrayed, tracing data, historical and geographical localization (and much more).**

Let's go back to the painting

SMARTICON is a method through which all information that populate the art field, take up an hermeneutic order and are transformed into sentences.

The advantage is that all statements, by their nature, have the ability to generate relations and correlations between them, making all information comparable and useful.

The method also provides a complex system of “*functions*”, designed to establish the parameters and search tools which allow to define the “rules” for the good functioning of the method in order to retrieve automatically all information of the work of interest.

SMARTICON makes it possible to generate the regain of the knowledge that leads to the “*enhancement*” of the artwork.

Let us now examine all the information arising from the examination between the relation and correlations relevant to the artwork in discussion.

The method underlines there is an ancient text with the description of the work discussed.

The painting depicts a “Madonna and Child”. The description corresponds to the one shown in Malvasia (Part II page 88): “*Annibale tagliate*” “*Una Madonna, mezza figura in faccia, che appoggia ad un tavolino, guarda su un libro aperto; sostenendo con ambe le mani incrociolate il Signorino in camicia, in piedi, che attenendosi con la sinistra al manto, con la destra fa volare la rondinella appesa al filo*”.



Figure 10



Figure 11



Figure 12

The SMARTICON process as been able to identify some engravings and drawings, that can be identified in the work discussed.

Observing the engravings and placing (Fig. 10 and Fig. 12) them in comparison with the painting, it evidently appears that they are enriched with numerous decorative details more than the current version that, probably for a rapid execution and freedom of touches, is the first version from which can derive a second more defined version.

This work refers to simplicity, essentiality and the “immediacy”, unlike any subsequent versions more processed and totally finished.

There is a very interesting comparison with the beautiful drawing by J. Reynolds (Fig. 11) that, in its essence, refers precisely to the work in discussion.

A key step: method validation

A key role is the experts proof, who will evaluate, approve, deny or integrate results.

Acknowledgements

A very special thank you goes to Prof. Mina Gregori, authoritative art expert especially on the Emilian paintings of the Sixteenth and Seventeenth centuries, who assessed the work by writing the following text:

"This intense work is a significant addition to the catalogue of Annibale Carracci, and I am sure will be welcomed by scholars.

By looking at the format, it was clearly committed by private clients, the canvas is in an excellent state of preservation. The looseness of the brush strokes and the perfect color combination offers us an image of intimate gentleness and humanity. The Child and the Virgin, are involved in a tender embrace, while the Virgin is reading and the Child is trying to make a small dove tied to a wire fly. The hand of the Child clings to the cloak of the Mother with intensity, as if to prevent a future separation from her.

The work is signed in monogram by the artist, corresponding to one of those known to Annibale. Reflectographic investigations have highlighted rapid drafting brushstrokes and many regrets during construction. Among these the most evident is the presence on the right of a tree branch that in the final execution was covered from heaven.

Precise findings are noted with other works by the artist, as the 'Madonna Montalto' at the National Gallery in London and the 'Pieta' of the Kunsthistorisches Museum in Vienna.

I intend to deepen the study of this work in order to write more details in my forthcoming publication. Prof. Mina Gregori"

Conclusions

The method gives life to a flexible and dynamic **digitization of the artwork** and allows you to arrive at the level of knowledge currently foreclosed, generating **benefits in cataloging, security, traceability of the artwork and all the information related to it, enhancement, promotion, incrementing tourism, education, research, cultural exchanges, aims to strengthen the base of science and technology, to promote research, to address the specific global problems (the smuggling of artworks and heritage), to generate scientific excellence and a cooperation between the European Union and third countries and to facilitate a dialogue between different cultures.**

The characteristics of this project allow to apply this method to any type of manufactured article and also to Eastern culture heritage, taking place in an important strategic International scale.

References

- [1] Edgar Morin, "Il metodo I", op. cit. p. 31, 34.

IT'S THOSE EINSTEIN PICTURES AGAIN! THE USERS OF ETH-BIBLIOTHEK'S IMAGE ARCHIVE: AN IMAGE- SCIENCE STUDY

Nicole Graf

Image Archive

ETH-Bibliothek

ETH Zurich, Switzerland

nicole.graf@library.ethz.ch

Abstract – With roughly 2 million images and the BildarchivOnline image database boasting around 300,000 images online, ETH-Bibliothek's Image Archive is one of the largest and most present image archives in Switzerland. However, very little is known about the behaviour of the Image Archive's users. This paper discusses the following issues: has its usage changed in the wake of the increasing digitisation of the images? Which holdings are used the most? Is there development potential for individual holdings? Who are the people that use the Image Archive and are there differences between these user groups? Which individual images are in demand how often? Which factors influence the use of images? How would a possible change in the licensing model in favour of open data influence usage? In order to answer these questions, the entire usage of the Image Archive from 2001 onwards was analysed. This involved evaluating all roughly 3,000 usage agreements with a total of 14,506 ordered images quantitatively.

INTRODUCTION

ETH-Bibliothek's Image Archive was launched as an organisational unit in 2001. With roughly 2 million physical images dating from 1860 onwards and the online image database BildarchivOnline, which contains around 300,000 images on the internet, it is one of the largest and most present image archives in Switzerland. It has been digitising selected image holdings since 2001 and presenting high-resolution images in its own online database BildarchivOnline since 2006. Low-resolution images have been available for free download under the Creative Commons Licence BY-NC-ND in Google Image Search since the beginning 2009 and on BildarchivOnline since early 2014. The annual output of new images online has risen sharply in recent years, amounting to around 40,000 images in 2013.

One issue in image science is the extent to which the switch from analogue to digital images has changed the use of images. So far, there have been very few studies on the behaviour of the users of scientific image archives. This paper discusses six questions on usage based on the user figures since ETH-Bibliothek's Image Archive was launched.

Method and Overview of the Holdings

Two data samples were available to analyse the usage: in Sample 1, all the usage agreements for high-resolution images since the creation of the Image Archive were evaluated, where the purpose of use and all the individual images are documented with call numbers. These 3,000 usage agreements with a total of 14,506 images ordered from 2001 to 2014 were transferred to an Excel list. Moreover, the images have been available for free download in web quality directly via the image database since the beginning of 2014. This new form of usage forms the basis for Data Sample 2. 27,952 low-resolution images were downloaded between January and the end of September 2014. The downloads were analysed

according to image call numbers. Furthermore, the access figures for the image database BildarchivOnline were included in the analysis.

For the interpretation of the results, the holdings were divided into seven sub-holdings: View Collection; Portrait Collection, specialising in ETH-Zurich professors; Photographs in personal papers, specialising in ETH-Zurich professors, people close to ETH Zurich and associations; the photographic agency Comet Photo AG; the Adolf Feller Postcard Collection; the Swissair Photo Archive; and Aerial Photographs from Comet Photo AG and Swissair.

Results

Six questions on usage are discussed here based on the analyses.

Question 1: Has the usage of the Image Archive changed through the increasing digitisation of the images? The number of orders first began to increase significantly in 2009. This can be attributed to the larger number of images that have been uploaded onto the internet every year since then, but also the greater visibility and findability of the images. Moreover, the images can be found in web resolution under the Creative Common License BY-NC-ND via the Google Image Search since February 2009 and via the integrated search on the library homepage since June 2010. The publication on Google also resulted in a highly significant increase in hits on the image database BildarchivOnline. On the whole, the Image Archive has become more visible through the mounting digitisation of its holdings and publication via various platforms. The usage between 2008 and 2013 increased by a considerable 560 %.

Question 2: Which holdings are used the most?

Figure 1 displays the usage according to holdings from 2010 to 2014 with a total of 9,584 images sold. A total of 14,506 images were sold throughout the entire period examined. Although the demand for the Personal Papers holdings specific to ETH Zurich was very high on the whole, 32% can be traced back to one single scientific user in 2010, for instance. The same year, with 10% of the overall demand, the new Feller postcard holdings were popular. Whilst the Feller holdings were present in the media, they were also in demand considerably more frequently (2010 and 2011). The first Swissair images were also published in 2010. Moreover, the second volume of the Image Archive's book series Image Worlds [1] was also devoted to these holdings in 2012. The usage increased considerably during the publication year before levelling off again. The aerial photographs, however, have been a huge hit. The first aerial images from the Swissair holdings have been published since 2012. The usage figures rose from 24% in 2012 to 40% in 2014. The fourth volume of Image Worlds [2] was published on these holdings at the end of August 2014.

Question 3: Is there any development potential for individual holdings? Three different datasets were compared to answer this question: the 2014 downloads and sales on the one hand and the sales throughout the entire period on the other. The aerial photographs harbour the most development potential: they were downloaded in web resolution and ordered in high resolution the most frequently in 2014. They have already climbed into second place behind personal papers in Sample 1's overall use. In the case of downloads, the Feller and Swissair holdings were in high demand. It is a different story for the portraits and Comet press images, however: the sales in the same period reveal precisely the opposite behaviour for these holdings. Portraits and Comet press images were mostly used for publications in a printable resolution. There is great potential in the ETH-Zurich-specific holdings, which, besides the personal papers, also include the portraits and views, but also in the Comet press images, which are especially ordered frequently by commercial users.

Question 4: Who are the people that use the Image Archive and are there differences between these customer groups? The users of ETH-Bibliothek's Image Archive are divided into three user groups: scientists and private and commercial users. The most important customers are the scientists (76%). Whenever possible, private users (13%) are referred to the lowest-resolution images on Google or, since 2014, downloads to reduce fee-based usage.

The most popular holdings according to user groups paint a differentiated picture of user behaviour (see Fig. 2).

The three user groups order different holdings. Scientists use personal papers, views and aerial photographs; private users, on the other hand, tend towards aerial photographs, Comet press images and personal papers; and commercial users are especially interested in Comet press images, personal papers and portraits. While portraits also play a role in scientific publications, their private use is negligible. Overall, personal papers are ordered the most frequently, followed by aerial photographs and views.

Question 5: Which individual images are in demand how often? Sample 1 was analysed according to images that had been sold multiple times. The best-selling image was the group portrait *Three Members of the Olympia Academy* featuring Albert Einstein (record name Hs_1457-71). The image was sold thirty-one times throughout the entire period examined. The five best-selling images were also Einstein portraits. It should be mentioned that Albert Einstein is ETH Zurich's most famous graduate. Against the backdrop of the results in Questions 3 and 4, it is also interesting that seventeen of the thirty-two best-selling images were portraits, the majority of which were individual portraits and fewer group portraits. Users therefore specifically search for people related to ETH Zurich in the Image Archive. Furthermore, it is clearly evident from the individual purchases throughout the entire period that so-called icons and famous images were particularly popular: Max Frisch and Friedrich Dürrenmatt in the *Kronenhalle* in Zurich was ordered fourteen times (Com_L12-0059-8018), the Eiffel Tower sketch by ETH-Zurich graduate Maurice Köchlin seventeen times (Hs_1092), and the Greenland expeditions of ETH-Zurich Professor Alfred de Quervain fifteen times (Dia_297-0071) and eleven times (Dia_297-0073) respectively. Most users ordered familiar items, while very few set off in search of special or even unknown image material. This rubric also includes images that have already been published, such as pictures published in various publications to commemorate ETH-Zurich anniversaries or the cover picture of the *Image Worlds* volume on the Swissair holdings, which was sold ten times (LBS_SR03-09918-11). The analysis of Sample 2 according to individual, low-resolution images that were downloaded several times, however, reveals a completely different behaviour pattern. Individual icons such as Einstein portraits or the Greenland picture (Dia_297-0071) were also frequently downloaded. Almost half of the multiple downloads, however, were aerial photographs. ETH-Zurich-specific images, such as the view of the main ETH-Zurich building, were also popular. Downloads are reserved for private and scientific use (see also the results in Fig. 2).

Question 6: Which factors influence the use of images? Two key factors can be identified: on the one hand, the publication of the images via different publication platforms. The images can be used via the Image Archive's own image database *BildarchivOnline* since 2006, and have been displayed in Google Image Search since 2009 and in the integrated library catalogue on ETH-Bibliothek's homepage since mid-2010. The underlying strategy for the multiple publication of the images is to go wherever the user is, which especially applies to Google. Another effective instrument to increase usage figures are marketing measures, such as targeted press releases or other reports on individual image holdings or the publication series *Image Worlds*. The more users are reached, the more usage is generated in the short term. A report on the aerial photographs on the evening news programme *Die Tagesschau* on Swiss television in February 2013 resulted in the highest user numbers.

Conclusions and Outlook

The usage has increased significantly through the onset of digitisation, diverse marketing measures such as press releases or targeted book publications, and the publication of digital images on various additional online platforms such as Google Image Search or the library catalogue. The strategy of digitising selected and partial holdings is being pursued further. Aerial photographs, personal papers, views and portraits meet the users' needs. Famous and

published images and icons are purchased as high-resolution files the most. As for downloadable images in web quality, the aerial photographs are in demand the most frequently.

The images are offered to users as independent source and research material. In the age of big data and digital humanities, the mass of 300,000 online images is waiting to be searched through, analysed and visualised. An Image Archive’s task here is primarily to digitise and index the data and make it available. The previous use of licensed images, however, reveals that users only utilise very few, mostly famous images for illustrative purposes in scientific or commercial publications or, at most, aerial photographs for evidence purposes.

It will be interesting to observe whether the introduction of open data in ETH-Bibliothek’s Image Archive scheduled for 2015 will raise image-science research questions where (large) image corpora are used as base and source material for scientific issues. So far, this kind of usage has taken place with the Image Archive’s images in rarer cases or, in most usage cases, the holdings of the Image Archive have been included as individual pictures as supplementary material.

In order to assess the users’ needs and the online user behaviour even more effectively, the search terms employed by the users would need to be analysed based on log files in BildarchivOnline in future.

FIGURES AND TABLES

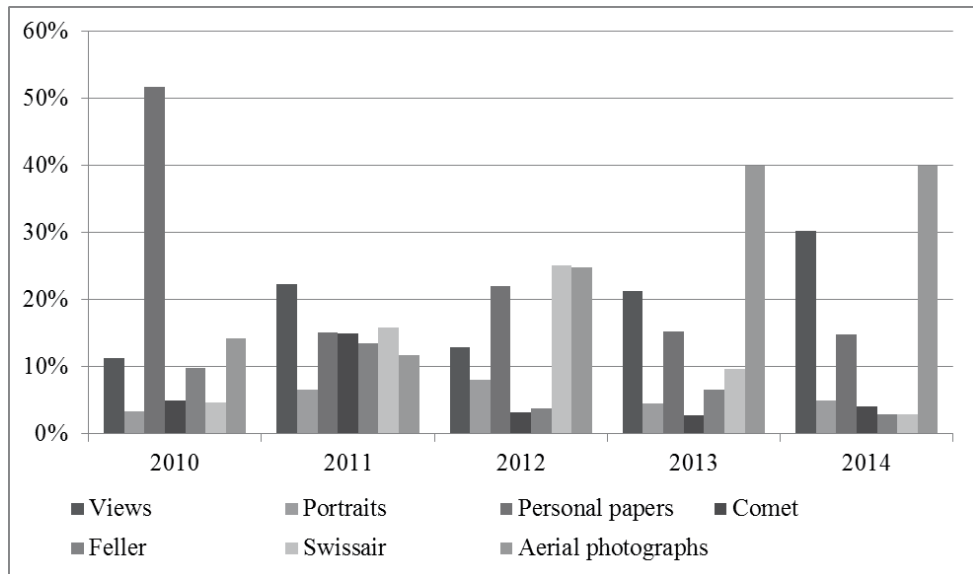


Figure 1: Usage according to holding (2010–2014) (N=9,584)

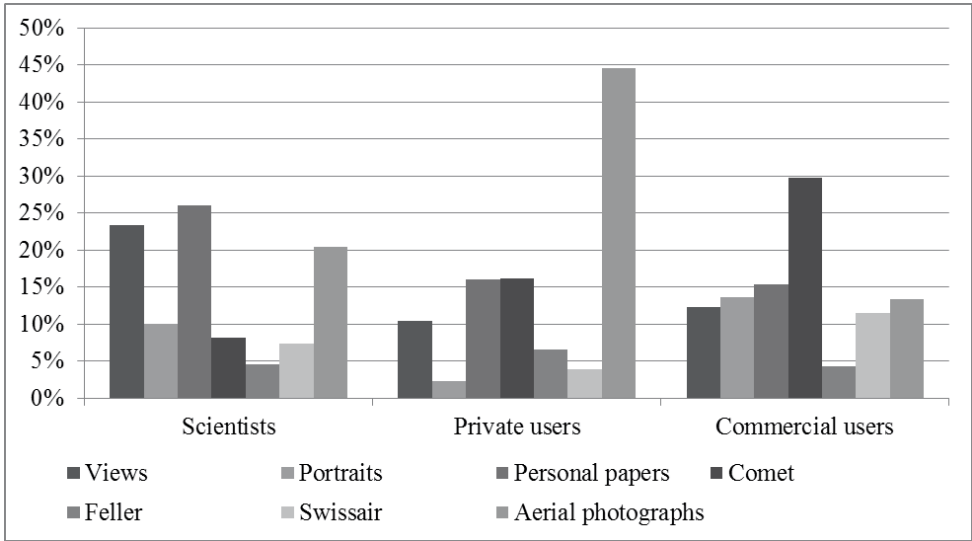


Figure 2: Holdings according to user groups (2001–2014) (N=14,506)

References

- [1] R. Weidmann, *Swissair Souvenirs*. Scheidegger & Spiess, Zurich, 2012 (*Image Worlds* No. 2)
- [2] R. Weidmann, *Swissair Luftbilder*. Scheidegger & Spiess, Zurich, 2014 (*Image Worlds* No. 4)

DIGITAL EXHIBIT: CROSS-MEDIA AND INTERACTIVE DIGITAL STORYTELLING FOR ARCHAEOLOGICAL HERITAGE

Laura Longo

Musei Civici Fiorentini, Florence (Italy)
<laura.longo@comune.fi.it>

Nicola Amico

PIN, VAST-LAB, Prato (Italy)
<nicola.amico1@gmail.com>

Cinzia Luddi

PIN, VAST-LAB, Prato (Italy)
<cinzia.luddi@gmail.com>

Ginevra Niccolucci

PIN, VAST-LAB, Prato (Italy)
<ginevra.niccolucci@gmail.com>

ABSTRACT

New technologies have opened new perspectives, ways and practices of telling stories about archaeological tools. For reliable identification of archaeological stone tools function analysts rely on multiple lines of evidence that might include tool design, use-wear, residues, breakage patterns, hafting traces and archaeological context. Ethnographic and experimental evidence is also important. Use-wear and residue analysis has the potential to provide a reliable basis for reconstructing and evaluating the nature of prehistoric tasks, resource utilization and settlement history. The use of these integrated, interdisciplinary sources, including documents and images from the past, makes it possible to identify the object's genesis.

The paper will draw on case study from Upper Paleolithic site of Bilancino (Tuscany) grinding stones to show how and with what degree of perceived success, digital technologies can be successfully employed in the process of dealing with archaeological data, materials and knowledge and how digital tools can be helpful in order to merge, to edit and finally disseminating integrated analytical approaches.

The identification and description of use-wear traces was carried out by means of the innovative application to wear-traces analysis of the combined potential of the Digital Microscope (Hirox KH-7700). It has a 3D multi-viewer function that allows to observe surface shape at various angles. Two different optics are available: macro MX-G 5040Z working as a stereomicroscope at lower magnification and OL -140 II working as a metallographic microscope (up to 7000 x).

A fully-focused image can be obtained instantaneously by compiling images of different focus positions, building a 3D model that enables versatile observation in three dimensions. This device has proved a very effective tool for distinguishing between the warned crystals embedded in the matrix of the slab.

A further step in the study of the grinding stones included their digital acquisition through a 3D laser scanner. Two approaches were carried out: public dissemination and detailed research analysis. The dual approach led to the use of two different processing methodologies and visualization platforms (3D portable document format and tools for

multimedia interactive web).

The use of open source solutions for 3D contents publication on the web was chosen because the modular system of open source software allows to customize tools and interfaces. This approach enhances the interactions with the virtual scene and the understanding of the 3D representation of the real object using annotations and selective visualization on the 3D model.

The step forward in integrating cross-media approach to browse stone tools has been represented by the elaboration of a digital exhibit. The digital exhibit we are presenting can merge both the analytic data with the other kind of data in order to enable a different and multi-layered storytelling.

Digital storytelling exploits the potential offered by digital tools for editing and disseminating contents, to create an enriched narrative process thanks to multimedia cultural resources. This is a major opportunity for cultural heritage to pass from digitization and aggregation of content to edit this content, and thus for cultural institutions to make their content more attractive for the public, providing new experiences and ways for scientists and for engaging with new audiences.

ACCESS
TO THE CULTURE INFORMATION

CULTURE CLOCK & THE E-CULTURE CLOUD

Mathias Müller-Using
Interpol+- Studios / Nordpol+ Hamburg
Berlin / Hamburg / Germany
mu@interpol-studios.com

ABSTRACT

We would like to show the potential of a holistically integrated culture cloud by the example of a tourist's journey to Florence.

Following various stages of a visit to the town of Florence we demonstrate how digital user-expectations of a culturally interested person can be satisfied - all with the help of a single search-and navigation assistant: the E-Culture Cloud.

Particularly we would like to address how a holistic use of user-data will benefit both institutions and visitors and serve moreover as sensible supplement to the individual's social web.

THE CULTURE CLOCK

The Model

The stages of a culturally interested tourist can be systemized - since every visitor approaches a foreign city in the same way.

Yet there exists neither an all encompassing culture- and arts assistant nor a device to share relevant touristic experiences.

We clarify this cycle based on the simple model of a clock.

THE E-CULTURE CLOUD

Subjects

The E-Culture Cloud covers the following subjects:

- The need for information per se (many of the aforementioned needs are simply not met and if so - not to a satisfactory level)
- The exchange-of-experience and knowledge (in contrast to conventional offers that represent individual or insular interests)
- The thematic approach (in the sense of associative search and personalized exploration)
- The connection with social media (as a powerful add-on to existing social media services)

All needs identified by the Culture Clock should be satisfied by one platform appearing in different shapes.

A search engine / before my trip

The search for culture takes place not only in advance but literally at all stages of experiencing culture. Practically every data based on web-searches is left to commercial engines.

We demonstrate the advantages of a user-centered search-engine.

A map / during my visit

Every tourist needs orientation. And maps are not only geographic tools but also serve as editorial access to articles, ratings, topics and institutions.

Augmented Reality-App / during my visit

AR is not a futuristic vision but working perfectly here and now. We demonstrate how maps and search engines interact to create a vivid live-navigation through Florence.

Indoor-navigation / in the museum

Based on the iBeacon-tour conceived for Hamburg`s Museum for Commerce and Industry we show how indoor navigation adds museal experiences to the cloud.

A network / following my visit

Experiences should be shareable in cloud-based networks and the social web. User-generated-content enables a recommendation- and association-based search-platform.

BIG DATA

Based on these topics we would like to show how cloud generated data can be used to benefit cultural institutions and culturally interested people alike. Among other things by enabling:

- a targeted approach to users
- a thematic, associative, connected and recommendation-based search
- „learning“ technology
- effective social-media-connection

AUGMENTED REALITY TO IMPROVE USERS EXPERIENCE IN ART: AN APPLICATION OF EPSON MOVERIO AND GOOGLE CARDBOARD DEVICES

Raffaella Folgieri¹, Marco Granato²

¹*Dipartimento di Economia, Management e Metodi quantitativi*
Università degli Studi di Milano, via Conservatorio, 7
20123 Milan – Italy

²*CdL Cognitive Science and Decision Making,*
Università degli Studi di Milano, via Festa del Perdono, 7
20123 Milano, Italy
raffaella.folgieri@unimi.it

Abstract – In the field of Art and Cultural Heritage, operators are conscious that the public would like to be involved more in exhibitions and in the preservation of Culture, so experts and researchers are studying new technologies, and, in particular, Virtual Reality, to find new means to engage visitors and improve their experience.

The new headsets and 3D glasses, which allow augmented reality applications, represent one of the latest frontiers in the field.

This paper presents an application of augmented reality, realized through the Epson Moverio and Google CardBoard devices, which allow to provide additional information to masterpieces cultural sites.

INTRODUCTION

New mobile devices and technology has transformed the way to access information, allowing people to constantly participate in events feeling involved in determining the success of an initiative. Also Museums and, in general, cultural heritage can benefit by the new attitude of people to be participative, finding the way to attract and engage visitors in the making of the museum experience. Technology can be seen either as a communication medium [9] and as the tools we use to solve problems and develop the products that we need (e.g., many museums in United States offer workshops and programs that engage children in using technology to design things, make tools, and express creativity). For example, current devices and software platforms offer museums the opportunity to track visitors and understand what they are doing both in the museum and on-line. Moreover, many museums have incorporated surveys or feedback mechanisms into their technology devices as well [17].

In any case, current technology represents not only the core of many tools we use to solve problems and develop the products needed, but it also refers to the medium used to involve people in experiencing art.

The variety of means offered by technology represents an opportunity but at the same time it might result in confusing support designers, often introducing tools that are not easy to access or adding poor contents if compared to the costs of the implemented solution. Consider, for example, the use of Virtual Reality reconstructions, often too expensive or inapplicable for the public because of the difficulties in making a Virtual Reality environment accessible at the same time by groups of users enabling them to interact with one another and with the VR environment. In this case, the costs are not often justified if compared with the results. Moreover, the current 3D technology offers endless possibilities of realization: special effects contribute to making Virtual and Augmented 3D Reality appealing, thus involving the public.

In this paper, we present a simple application based on recent low cost technologies, allowing museums to involve people through a gaming-based approach and low financial investment on the development phase.

In the next paragraph we will describe the general state-of-the art, providing an overview of our previous researches on which the presented tool is based. In paragraph three we will describe the application and in the latter paragraph, we will present our conclusions and further possible development.

RESEARCH, APPLICATION AND TECHNOLOGY TO ENHANCE THE MUSEUM EXPERIENCE: AN OVERVIEW

In this work we present our application allowing museums to offer visitors a simple way to experience art when visiting a museum. The application may enable public not only to access additional resources on the works of art but also, for example, on the restoration stage of a work, on other works of the same style or epoch, on galleries of related works, etc. The presented application can have an impact both on the acknowledgement and the valorisation of artistic heritage and during its experiencing and sharing. Of course we have to consider that the process of creating adequate supports implies great efforts on several different levels: collection of materials and information concerning the masterpiece; language translation of materials, taking into account different visitors' cultures and behaviours; education purposes, i.e. the implementation of methodologies improving long lasting memory to promote the educational aspect of the Art; message design and media selection, on the one hand to promote an efficient communication process and, on the other hand, to involve visitors in a positive experience both from the cultural and the emotional point of view; choice of suitable supports, i.e. from traditional paper versions of leaflets and brochures to more advanced technology-based items, all at a reasonably low cost and easy to access. The cost of this process has to be considered in terms of expenses but also in term of time devoted by experts in producing effective and impactful material.

Current technology represents the core of many of the above listed activities because it consists of the tools we use to solve problems and develop the products needed.

As has been observed, a very typical phenomenon of our times in Western societies "is the rapid transformation of textual traditions and orders of discourse" [8, p.96]. Any change brings about new combinations, the co-occurrence of contradictory elements, which give rise to a mixture of styles.

A few years ago we have started our research, reviewing the state-of-the-art of VR in Cultural Heritage [9]. We have then investigated means and methods to collect, analyze and interpret data [5] from people accessing art to find a way to enhance the visitors' experience visiting.

Our researches have been conducted attempting to jointly use methods from technology, education and psychology with the aim to enhance the public's experience when observing Art.

In order to get conscious and unconscious feedback from users, we chose to use EEG-based BCI (Brain-Computer Interface) [1].

We performed our researches with particular focus on users' emotional and cognitive response to musical and visual stimuli, with the aim to transfer our result to enhance users experiencing of art.

We performed preliminary experiments to evaluate specific protocols with the aim to test the reliability of both the Emotiv Epoc and the Neurosky Mindwave. We based the considered mental state/emotion labels on the 2D valence/arousal model [12] originating from cognitive theory. This model has been used to determine the apparent mood of music in several works [11,13].

In further experiments we investigated the exposure to a visual-perceptive, semantic, or conceptual stimulus influences response to a later stimulus in the context of a Museum of fine Art [6]. Visual-perceptual priming [15,16] is defined by enhanced processing of previously seen visual material, relative to novel visual material. The purpose of our research consisted in developing a priming-based tool taking into account the most relevant experimental and physiological findings and applies them to the museum environment.

In other works we tested the user reaction to visual stimuli using ambiguous images from Gestalt [14], monoscopic and stereoscopic movies [7] and colours [10]. Also in this case, using both classical questions-based tests and EEG-signal analysis, we obtained interesting results, confirming

the importance of specific colours, shapes and sound, on the one hand to make priming really effective and, on the other hand, to have guidelines to use appropriately 3D Virtual Environments to engage visitors. We also applied the same concepts and methodology in the context of e-learning environments for dyslexic users, with specific focus on learning English as a Second Language [4]. Results from this study gave us interesting feedback concerning the appropriate use of general communication in different languages, not only for dyslexic users, but also for the ordinary learners and suggested important guidelines for the choice of supports and devices that are likely to be more appreciated by participants to our experiments.

All the obtained results have been used to design our prototype that is going to be presented.

A LOW-COST APP TO ENHANCE MUSEUM VISITORS' EXPERIENCE

As told, new technologies are widely used in museum for educational, informational, or virtual reality simulation aimed at the conservation and protection of cultural heritage and Art. Despite of the significant opportunities offered to improve user experience, the costs of these technological solutions are often too high and does not justify the expenses in term of return on investment (i.e. often the visitors' amount or satisfaction are lower than expected).

In this paper, we present an application of augmented reality, realized in two versions: through the device Epson Moverio and through the Google CardBoard. The app allows to provide additional information to the masterpieces exhibited in a museum.

The first, based on the Epson Moverio device, present the novelty consisting in making "social" the experience conducted by the visitors and, in addition, allows to connects the works at the "intangible" culture linked historically or in the popular tradition at masterpieces and at artists. In this way, the user involvement is reinforced thanks to the gaming approach, to the information received and to the social approach of the application.

Moverio is an augmented reality viewers composed by two parts: the Glasses (the viewers) and the Control Unit (where the Operative System (O.S.) is installed).

The Glasses are structured in two micro-projectors put on the two side of the glass. These devices project the image, with a mirror mechanism, on the clear lenses. Currently it is possible to overlay an image to reality with a resolution of 960x540 (QHD) and an aspect ratio of 16:9. Furthermore, with the presence of the two lenses, one for each eye, Moverio can create an immersive stereoscopic image.

The Control Unit has two functions, one for the touchpad, one for its kernel, where the Android O.D. is located. For this reason the application must be developed following Android development guidelines.

The app we created consists of the fruition of multimedia content related to the context where the subject is located. Scenes concerning the historical, social, cultural or natural environment are recreated in overlay with the external real environment. For example, imagine to stand in front of the Colosseum, wearing your Moverio glasses: in front of you some Gladiator and typical characters of Roman civilization will appear, just as if you time-travelled to ancient Rome. The application can be used both in historical sites (outdoor), using GPS technology, and inside of Museums or galleries (indoor), through the use of image recognition technology.

Due to the cost of Moverio devices, they cannot be distributed to all the visitors of a museum, but we can imagine to place one Moverio every three-five masterpieces at the disposition of the public.

The "social" part of the application consists in a game, allowing users to test their knowledge of the masterpieces, the historical periods or the information about an artist. The user can do this game alone and after he/she can publish an "award" on his Facebook timeline or participate to a context, playing with other visitors and participating, for example, to a context, having his/her name published as an "expert", "interested" or "beginner" in the devoted museum page and, if the museum provides it, receiving possibly a symbolic prize for the performance (for example a gift, a

ticket for an exposition, and so on). Visitors have the possibility to publish the results on their social networks, contributing, in this way, to attract also friends in participating in the museum activities.

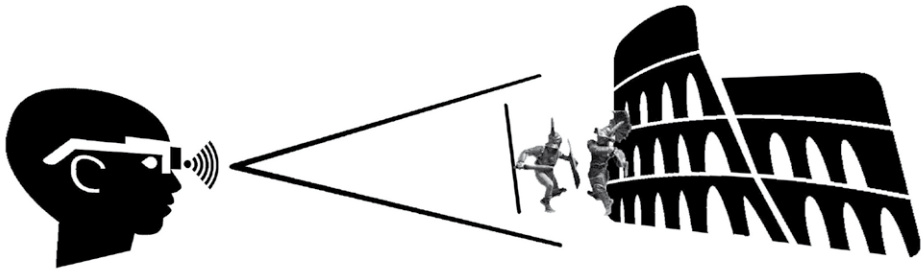


Figure 1: a schemata of the Moverio app features

A similar, but simpler, application has been developed for the Google Cardboard¹. In this case, the cost is really low and, even if the application is not interactive as the previous one, it presents many advantages, either on the development side and on the attractiveness for visitors.

The Google Cardboard is a cardboard-made device that can be bought for a few dollars or can be built on your own, just assembling a pair of lenses with a 40mm focal distance to keep the phone's screen in focus, a magnet, some velcro, a rubber band, and a tag if you want to tap your device to the headset to launch the app right away. The magnet and rubber band serve as a makeshift hardware button to your phone.



Figure 2: the google Cardboard

A museum can buy a cardboard for 2.5 dollars and so give it to all visitors of an exhibit, allowing users to keep the device at home and use it also in the future. The Cardboard allows users to visualize, in an immersive 3D environment, any content developed for smartphones, so the museum can develop applications in an easy way and allow visitors to download it on their mobile devices watching them during the exhibition visit. Here we present an application developed for this aim.

The application consists in creating an immersive scene, 360-degree wide, where the user can benefit from additional multimedia information. We can think, for example, to locate oneself in the Gauguin's painting "D'où venons nous/Que sommes nous/Où allons nous".

The app allow user to explore a three-dimensional reconstruction of the painting from a focal point, for example the center of it, navigating the painting as if the user was inside the scene, walking through and looking around exploring the picture as a virtual environment.

¹ Official documentations and API to develop applications are provided by Google at <https://developers.google.com/cardboard/android/>

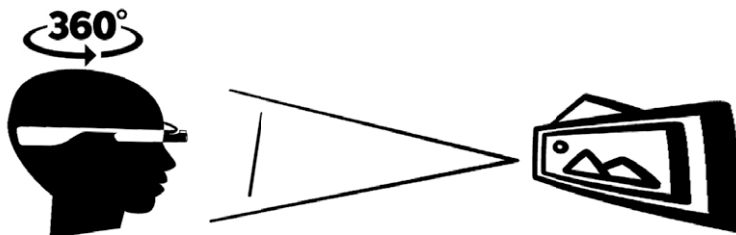


Figure 3: a schemata of the Moverio app features

For the best use of the immersive features of the device, the use of Cardboard is indicated only for indoor locations (like museums, art galleries, etc ..). The effect is, however, truly impressive and realistic.

CONCLUSIONS

One of the new frontiers in communicating arts and culture is the so called digital storytelling, or multimedia tale: the exhibition spaces, museums and galleries may present equipment and installations that, through multimedia (words, sounds, lights, photographs, motion pictures, video), tell artworks, but also objects, environments, places, aspects of the territory...

Multimedia tale, however, is a very broad definition, including numerous and different ways of using new technologies in the exhibition spaces. The presented technologies, namely the Epson Moverio glasses and the Google Cardboard, offer the possibility to use outcomes from previous researches, implementing storytelling-based apps helping museums to attract visitors, also enhancing their cultural experience. Moverio devices are more expensive, so they are more suitable if installed every three-five masterpiece and can be used by visitors also for interactive game-based applications, allowing users to communicate the experience on their own social network pages.

The Google Cardboards are definitely low-cost, so they can be distributed and left to all the visitors, for an additional cost of only two-three dollars to the exhibition ticket.

With a small economic investment and with low effort in development, we can create value and attractiveness. With the presented applications, in fact, the exhibition turns that into a story that evolves from the beginning to the end, thanks to moving images, sound, additional information... Another advantage consists in the possibility of direct interaction with the work. In traditional museums and exhibition spaces, in fact, you have no way to interact with it, you can at most change the angle from which you look at it, you can zoom in or out, but nothing more. The use of multimedia produces interesting effects on the fruition of the masterpiece. Some researches [2,3] confirm that, in general, the use of multiple communication codes - typical multimedia story - allows creating a stronger emotional connection between the work and its beholder, that is a better feeling. Also on an emotional plane, the narrative-digital dimension facilitates the fruition of the object, and this is especially true in the case of a non-expert individual, far from the object itself as for interest, curiosity, knowledge.

References

- [1] B. Z. Allison, E. W. Wolpaw, J. R. Wolpaw. "Brain-computer interface systems: progress and prospects". *Expert Rev Med Devices*, 4(4): 463-74, 2007.
- [2] A. Antonietti. "Il computer come strumento interattivo di apprendimento", in *L'integrazione scolastica e sociale*, 2(4), pp. 332-338, 2003.

- [3] A. Antonietti, M. Cantoia. "Media e processi di apprendimento. Che cosa offre la psicologia cognitiva all'educazione multimediale?", in *Ricerche su Educazione e Media*, I, pp. 49-65, 2009.
- [4] M. Bait, R. Folgieri. "English Language Learning and Web Platform Design: The Case of Dyslexic Users.", *IJELTR*, Vol 2, N 2, Nova Science Publishers, Inc, 2013.
- [5] A. Banzi, R. Folgieri. "Preliminary Results on Priming Based Tools to Enhance Learning in Museums of Fine Arts.", in: *EVA 2012 Florence. Firenze*, 9 – 11 May 2012, p. 142-147, Firenze University Press, 2012.
- [6] A. Banzi, R. Folgieri. "EEG-Based BCI Data Analysis On Visual-Priming In The Context of a Museum Of Fine Arts", in *Proceedings of DMS 2012, 18th International Conference on Distributed Multimedia Systems*, 9-11 August 2012, Miami Beach, USA, 2012.
- [7] E. Calore, R. Folgieri, D. Gadia, D. Marini. "Analysis of brain activity and response during monoscopic and stereoscopic visualization", *Proceedings of IS&T/SPIE's 24th Symposium on Electronic Imaging: Science and Technology*, San Francisco, California, January 2012.
- [8] N. Fairclough. "Discourse and Social Change", *Cambridge: Polity Press*, 1992.
- [9] R. Folgieri. "VR for cultural heritage valorization: a communication problem", in: *Proceedings of Electronic Imaging & The Visual Arts*. Firenze, Italy, 2011, p. 146-151, Cappellini, 2011.
- [10] R. Folgieri, C. Lucchiarri, D. Marini, "Analysis of brain activity and response to colour stimuli during learning tasks: an EEG study", *SPIE-IS&T Electronic Imaging*, 3-7 February 2013 Hyatt Regency San Francisco Airport Burlingame, California, USA, 2013.
- [11] C. Laurier, M. Sordo, J. Serra, P. Herrera, "Music mood representations from social tags," in *Proc. of Int. Soc. For Music Information Retrieval Conf. (ISMIR)*, Kobe, Japan, 2009.
- [12] J. A. Russell, "A Circumplex Model of Affect," *J. Personality and Social Psychology*, vol. 39, no. 6, pp. 1161-1178, 1980.
- [13] D. Lu, L. Liu, H. Zhang, "Automatic mood detection and tracking of music audio signals," in *IEEE Transactions on Audio, Speech and Language Processing*, vol. 14, no. 1, pp. 5-18, January 2006.
- [14] D. Marini, R. Folgieri, D. Gadia, A. Rizzi, "Virtual reality as a communication process", *Virtual Reality*, Ed. Springer London, vol.16:3, p. 233-241, 2012.
- [15] C. L. Wiggs, A. Martin, "Properties and Mechanisms of Perceptual Priming". *Current Opinion in Neurobiology*, 8(2): 227-233, 1998.
- [16] R. E. Wileman, "Visual communicating", *Educational Technology Publications*, Englewood Cliffs, N.J., 1993.
- [17] W. Witschey, H. J. Parry, E. Maurakis, D. Hagan, "Museums in Transition: Emerging Technologies as Tools for Free-Choice Learning", downloaded 19 March 2012, <http://www.gyroscopeinc.com/articles/MuseumsInTransition.pdf>

BE SMART: STAY HUMAN WHY E-LEARNING NEEDS REAL TEACHING

Michael Petermann

Director

Hamburg Conservatory

Hamburg, Germany.

petermann@hamburger-konservatorium.de

SUMMARY

The Hamburg Conservatory, in conjunction with the Hamburg Ministry of Culture, is about to establish an eLearning environment as an additional resource for both basic and higher education in music («KON-Plugin»). Junior students receiving elementary training in the Conservatory's music school as well as international to-be-professionals enrolled in its undergraduate and graduate college programs shall soon make extensive use of digital means to meet the needs of modern classrooms, be they real or virtual. Hamburg's eCulture program is aiming for an online reflection of the city's cultural assets, providing content, comprehensive information and interaction. By adding concepts of eLearning to eCulture, music education will, just like other disciplines before, become independent from two or more persons being in the same room at the same time, teaching and learning together. This ranks from more flexible schedules and mobility within one's own neighbourhood to the sharing of curriculums and best practices in Europe and beyond.

However, turning mere information into usable knowledge and capabilities takes more than a broadband Internet connection and suitable Apps. When it comes to music, real teachers are essential to make the crucial shift from just absorbing bits and pieces to a learning experience that creates sustainable knowledge about art, craft and, most important, other people. An eLearning platform must not replace but support the teaching. It is rather the tool than the teacher. While implementing eLearning for music education it might be useful to consider:

- Knowledge can't be spooned to a student. It rather needs to be discovered, led by a teacher.
- Cloud computing on whatever mobile phone or tablet computer is a powerful teaching tool, providing easy, time-independent commenting on whatever content – audio, video, MIDI, text – that has been uploaded by either the student or the teacher.
- Cloud computing helps to enrich one-on-one real teaching sessions. It is not ment to replace them.
- In terms of international college ranking meanwhile the quality of community among the students outsmarts the quality of the information taught on campus. So, cloud computing, on an international level, has to lead to real students travelling to real places that have been dealt with before in the virtual classroom. Shared curriculums among cooperating institutions could be the framework for this option.

TRANSMITTING HYBRID THEATRE & CINEMA ACROSS BORDERS WITH LIVE ENGLISH, GERMAN & ITALIAN LANGUAGE EVENTS FOR EDUCATION & ENJOYMENT

James Hemsley,¹ James Morris²

¹Birkbeck College (University of London), & EVA, London, U.K.

²Ravensbourne, London, U.K.

This paper builds on work presented at EVA 2014 Berlin and before with regard to ‘Event Cinema’ [or *Livcasting* and other terms] and new Royal Shakespeare Company [RSC] & Ravensbourne live events for schools across the UK. In particular we hope to attract interest at EVA Florence for future Italian involvement in this rapidly emerging hybrid art and educational form, originating in the Opera field by New York’s Metropolitan Opera, the ‘Met’, less than a decade ago. First we briefly recount the rise of ‘Event Cinema’ with particular regard to transmitting live Theatre performances to cinematic spaces internationally, noting the astonishing success in this field of the UK’s National Theatre. Second, we describe recent innovative efforts of the Royal Shakespeare Company (RSC) of Stratford-upon-Avon and Ravensbourne [a transformed high-tech London Higher Education institution in the post-Olympics re-invented East London] to bring Shakespeare productions to 30,000 pupils in classrooms around the UK with expert commentators and theatre personalities: ‘live’ with student interaction. Third, we compare and contrast these two approaches to identify possible synergies. Fourth, we develop scenarios for corresponding future trans-language border initiatives which would for example ideally lead to great Italian Theatre [e.g. by Carlo Goldoni and the Nobel prize winner, Dario Fo] being shown ‘live’ in Hamburg & London cinema/educational spaces as ‘Special Events’ [NB not just streaming to individual computers for individual and small family/friends groups]. And vice-versa in Florence for top German and English language theatre. Such a Florence/Hamburg &/or Berlin/London initiative could provide Proof of Concept for further roll-out in these three countries – especially with regard to educational applications as the RSC/Ravensbourne experience shows to be highly promising. Similar trans-language border cooperation [e.g. France & Spain] would ideally follow well before 2020 with educational and cultural benefits for the future Europe. We conclude by setting this approach within the larger picture of the rapidly changing global media landscape, as well as identifying potential difficulties and risks such as economic ones, pan-European broad band-width limitations and IPR.

SOCIAL NETWORKS ANALYSIS TO ENHANCE THE CULTURAL EXPERIENCE IN THE NEOLUOGHI PROJECT

F. Spadoni	F. Thétis	R. Rossi	F. Tariffi
Rigel Engineering S.r.l.	Rigel Engineering S.r.l.	Rigel Engineering S.r.l.	Space S.p.A.
Livorno, Italy	Livorno, Italy	Livorno, Italy	Prato, Italy
spadoni@rigel.li.it	thetis@rigel.li.it	rossi@rigel.li.it	tariffi@spacespa.it

Abstract – This paper presents the results of NeoLuoghi, a research project co-funded by the Italian Ministry of Education, University and scientific Research (MIUR) under the PON R&C program, with special focus on the social networking aspects. The project proposes an innovative methodology as well as advanced technologies enabling a new paradigm for fruition of the cultural space and cognitive mediation, in “themed-parks”, based on the concept of neo-places (neoluoghi) as opposed to Marc Augé’s non-places. It also studies how to leverage Social Network analysis (social mining) to profile users, understand their interests and offer them engaging interactions with the cultural asset.

INTRODUCTION

Themed-parks can be envisioned as neo-places of cultural experience (narrative and sympathetic museums, equipped urban areas or real experiential themed parks) representing the fully participated metaphor of the relationship between society and cultural values, a new world of knowledge experience and aesthetic shared emotion. The project strategy is to consider cultural neo-places such as themed systems with a high density of information, which require integrated solutions to evoke, perform, transmit, manage and customize projective and evocative messages.

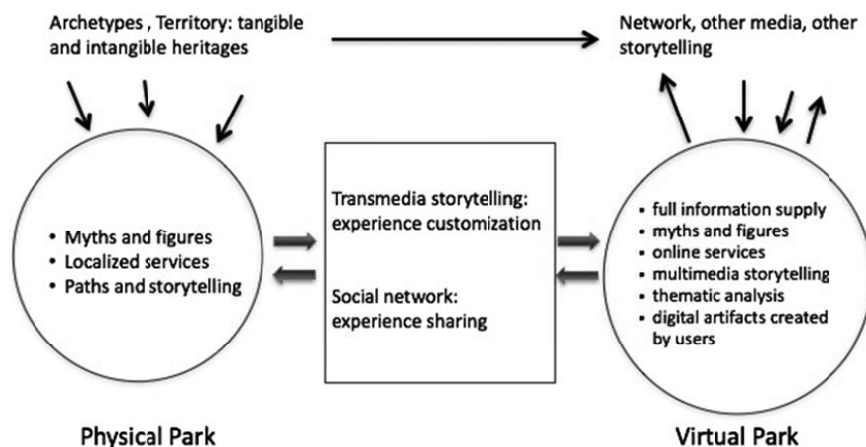


Figure 1: Communicating a cultural park

The project objective is to define methodologies and tools to operate at multiple levels on the neo-places of cultural experience, to: (i) understand, raise, design and create content; (ii) provide infrastructure and advanced services of "ambient intelligent" and (iii) make them sustainable and functional to strategies for territorial development.

To demonstrate the method, the project is developing innovative applications based on emerging mobile and wearable devices allowing end users to experience the cultural neo-place accessing related information and content, included multimedia and augmented reality. The visiting experience is complemented by social networking, allowing users to share content and experiences in a collaborative or competitive effort (e.g. geo social games, prizes competitions).

The social interactions and connectivity during the visit of the themed park, and in general during content fruition, is implemented through the NeoLuoghi Social Network (NL-SN), whose members are the visitors of the themed park. The NL-SN is a tourist geo-localized SN (similar to Foursquare/Swarm) that allows the user to access mechanisms of social interaction, during the storytelling based visit. The NL-SN provides recommendations on points of interest (POI), access to competitive and collaborative discovery games, ability to post photos and comments and to discover visitors with similar interests whom to meet during the experience. This is accomplished by profiling the visitor and also on the basis of the user's SN aspects and behavior. To profile the user, after requiring proper authorization, data on user activities on SN (SN data) is collected and analyzed (social mining), thus obtaining a more complete user profile.

The key challenge in the design of the social interactions is to give users the benefit of social interactions (typically, specialized recommendations) while maintaining an unobtrusive and immersive user experience where the focus is on the visit (e.g. the monument or art work) and the technology is just a precious invisible support.

NeoLuoghi innovative method allows to realistically enforce the business assumption of systematic, efficient and flexible market coverage of the national landscape of cities and places of culture, starting from the city of Naples and Campania region, where the project is being validated, addressing suggestive venues like ancient Roman's Paestum and Gianbattista Vico's Baroque Naples.

In the next section, we give an overview of the general objectives of the project as well as the methodology developed in NeoLuoghi for the automated production of myth-related narrative scripts for themed parks in a scenario of cultural fruition. In the main section, we will present the results of the projects concerning the visitor experience and in particular, the management of the social networking interactions in the themed park. Finally we propose some indications for further work.

METHODOLOGY

The project considers five major aspects, namely (i) the perception of cultural systems, both historicized and recognized, both potential and achievable through initiatives of cultural engineering; (ii) the visual, spatial and functional architecture of the experiential systems; (iii) the experiential systems and ambient intelligence (internet of things, internet of everything); (iv) experiential marketing of services for the enhancement of territories and cultural resources (social marketing); new development strategies for cultural experiential systems.

Mythopoesis is a narrative genre in modern literature and film where a fictional mythology is created by the writer of prose or other fiction. The authors in this genre integrate traditional mythological themes and archetypes into fiction. Narratology refers to both the theory and the study of narrative and narrative structure and the ways that these affect our perception.

The project NeoLuoghi aims at rationalizing and modeling the process of elaboration of the “experiential script” of a themed place, while keeping the process the most repeatable and reusable in new contexts. If, as seems evident, a themed place qualifies and becomes operational for its imaginative efficiency, i.e. its ability to immerse users in a *fabula* conducted personally by the visitor / customer / tourist is of the utmost importance to be able to identify and effectively to evoke a pervasive and imaginative world, which identifies the Park (implicitly or explicitly) and the experience that is able to transfer to those who visit and live it.

The project developed a methodology for the analysis (detection, classification, valuation) of the pervasive themes that run through contemporary society, as opportunities for thematic representation and identification. Furthermore, for each of the possible driving themes, the project provided a methodology for the narratological development of theme itself, such as: in a specific imaginative context, what needs to be said and lived, in what order and with what stylistic features, with which relationship between the self and the environment, in what structures congenial to elective socializing.

The project produced an attempt of methodological classification and “industrialization” of the creative processes that are implicit in the activities of architectural workshops during the development of themed and experiential entertainment systems.

The aim is to rethink the processes of visual ideation and spatial composition on the one hand, and of synthesis between architectural and exhibition set up on the other. As of today, such processes are customized, intuitive, creative, and “cultural” in the deepest sense. The aim is to extrapolate, in the narrow domain of interest of the project, the constants, rules, strategies, conduct, reference models, and ultimately a set of organized knowledge that can effectively support the work of those who design, enrich and organizes themed urban spaces and immersive theme parks .

In detail, the project provides: (i) the definition of the *imagery* in the Park, namely the salient elements of style and visual image, of symbolic and descriptive scenery that translate the deep *script* of the themed space in its organization and visual communication; (ii) the study of “spatial narrative” of the park, in the relationship between the plain narrative of a cultural story-myth and the ways in which a system of aesthetic suggestions spatially unfolds: his proxemics, that is the logical organization of the spatial dimension in which the user interacts, the fundamental architecture of the space, and then in theatrical dramatization of space; (iii) the study of models of construction and urban design: the selection and implementation of urban and didactic apparatus (the “implicit parks”, i.e. the historic urban centers), and the creation of architectural artefacts and the set up of exhibition spaces in real theme parks.

SOCIAL NETWORK ASPECTS OF THE USER EXPERIENCE

One of the most challenging objectives of the project NeoLuoghi is to deliver an immersive yet unobtrusive user experience, leveraging emerging information and communication technologies. The main device considered for content fruition is a tablet where a native application smartly displays the required content types, provided by web applications as well as stored locally. To this aim the first aspect considered is the modulation of information in line with the users and their characteristics, through profiling techniques and solutions for dynamic narrative content generation (storytelling), consistent with the mission of the experiential park. The second aspect concerns the strengthening of the experiences that visitors can enjoy in the park, either implicitly or explicitly, thanks to new techniques for creating multiple points of interest in the urban fabric and in the park, solutions to manage social and emotional interactions enabling a cooperative and engaging experience of the park, and augmented reality solutions to create a more immersive and emotional viewing experience.

The social interactions and connectivity during the visit of the themed park, and in general during content fruition, is implemented through the NeoLuoghi Social Network (NL-SN), whose members are the visitors of the themed park. The NL-SN is a tourist geo-localized SN (similar to Foursquare) that allows the user, during the narrative development of the visit, to access mechanisms of social interaction. The NL-SN provides recommendations on points of interest (POI), access to competitive and collaborative discovery games, ability to post photos and comments and to discover visitors with similar interests whom to meet during the experience.

The NL-SN ability to recommend content and POI is accomplished by profiling the visitor on the basis of: (i) her behavior during the visit, (ii) visitor’s social interactions in the NL-SN, and (iii) the present and past behaviors of the visitor in external SN (e.g. Foursquare/Swarm, Twitter, TripAdvisor). To profile the user, data on user activities on SN (*SN data*) is collected, after requiring proper authorization, by either directly the NL-SN system or extracted by crawling third parties SN. External SN data points are retrieved either through their native Application Programming Interfaces (API) or through SN aggregators, such as Gnip, LoginRadius or Hootsuite).



Figure 2: Social mining

Since *SN data* typically have different formats and different meanings, it is normalized and then associated to the user profile in order to complete it with SN aspects. Subsequently the complete user profile is used as input to recommendation algorithms for the definition of content and POI recommendations. A part of the user profile will be characterized by social aspects, both originated from external sources (other SN, social sections of external non social websites, e.g. Amazon) and originated by the NL-SN. Additional information completes the description of the user profile, in particular the dynamic data collected by the fruition application on the user’s tablet, such as geographical location, interest shown, preferences, pathways, interaction with the NeoLuoghi’s themed park POI

In addition, the system develops simple recommendations concerning the activities of the user on the SN (*social recommendations*) and provide them to the user. In particular, the recommender system provide visitors (i) advise on people geographically close or mission-related to meet and share the park experience and (ii) recommendation about common activities of interest, such as the presence of events or games in the area .

Finally, the system collects recommendations originated by external SN and forward them to the user device where they are displayed properly (e.g. using non-intrusive side scrollable list) trying to associate them to the POI / location visited .

The key challenge in the design of the social interactions is to give users the benefit of social interactions (typically, specialized recommendations) while maintaining an unobtrusive and immersive

user experience where the focus is on the visit (e.g the monument or art work) and the technology is just a precious invisible support.

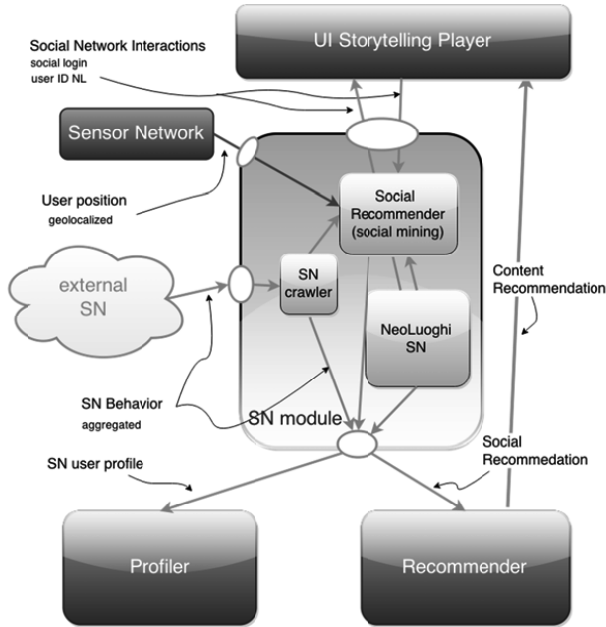


Figure 3: Part of the NeoLuoghi system architecture and SN module.

SOCIAL MINING AND RECOMMENDATIONS: AN IMPLEMENTATION

We used MongoDB as content repository, for its speed in data storage and support for JSON format, a Javascript-based open standard format¹ used to exchange data among distributed web applications and services, widely used by SN APIs and SN aggregators.

MongoDB is a document-oriented NoSQL-Database. MongoDB stores records not in tables as a relational database but in BSON documents, which is a binary version of JSON and very similar to the object structure. The usage of MongoDB makes his development easier and deployment faster.

In addition, we used ElasticSearch to query MongoDB, since it is very efficient for query large and complex databases, again with JSON support.

Elasticsearch lends itself well to a variety of interesting ways to process the vast amount of content in social media. Many recommendation engines use Apache Mahout², we preferred ElasticSearch for a

¹ JSON (Java Script Object Notation) uses human-readable text to transmit data objects consisting of attribute-value pairs. It is used exchange to transmit data between a server and web application, as an alternative to XML

more general support to query data, while Mahout is specialized on user profile data (e.g. Mahout is capable of recommending articles based on user's preference). In addition, ElasticSearch is dedicated and optimized for data query, and it is a perfect complement for MongoDB.

Elasticsearch is a Java-based search server based on Lucene. It provides a distributed, multitenant-capable full-text search engine with a RESTful web interface and schema-free JSON documents. It provides scalable search and near real-time search.

Elasticsearch supports data-intensive distributed applications and implements a computational paradigm named MapReduce (via the plugin Taste from Grouplens). The Taste plugin for ElasticSearch is Mahout Taste-based Collaborative Filtering implementation, providing the following features: (i) Data management for Users/Items/Preferences, (ii) Item-based Recommender, (iii) User-based Recommender, (iv) Similar Users/Contents and (v) Text Analysis.

CONCLUSIONS AND FURTHER WORK

This paper presents the results of the social networking aspects of the NeoLuoghi project, a large research initiative addressing a new paradigm of fruition of the cultural space and cognitive mediation in "themed-parks". The project proposes an innovative methodology as well as advanced technologies for modeling the process of elaboration of the "experiential script" of a themed place, while keeping the process the most repeatable and reusable in new contexts.

The first part of the research was dedicated to investigate the mechanisms by which the contemporary sensibility perceive cultural systems. In addition, key enabling technologies are adopted to transform themed parks into "smart" places in which information is handled and distributed efficiently, improving visitor experience and enjoyment.

Subsequently, we designed a system architecture integrating the different system components and implemented the user interface of the tablet application for content fruition. Finally, the system is currently being evaluated with real users, in real cultural scenarios in Naples.

ACKNOWLEDGMENTS

The authors want to thank Prof. Rosario Giuffrè (CNR, project technical officer) and Prof. Stefano Calabrese for the extensive support and precious advice, and all the participants to the project for their contributions. The project NeoLuoghi is partially supported by the **PON Research and Competitiveness programme**. The PON Programme is financed by Italian Ministry of Research and Education.

² Apache Mahout is aimed to produce implementations of distributed machine learning algorithms focused primarily in the areas of collaborative filtering, clustering and classification. Many of the implementations use the Apache Hadoop platform

References

1. S. Calabrese, (a cura di), *Neuronarratologia. Il futuro dell'analisi del racconto*, Bologna, Archetipolibri, 2009.
2. S. Calabrese, *La comunicazione narrativa. Dalla letteratura alla quotidianità*, Milano, Bruno Mondadori, 2010.
3. Tim O'Reilly, "What is web 2.0 – the wisdom of the crowds",
<http://www.oreillynet.com/pub/a/oreilly/tim/news/2005/09/30/what-is-web-20.html>
4. Dan Bricklin, "The Cornucopia of the Commons: how to get volunteer labor",
<http://www.bricklin.com/cornucopia.htm>
5. Donald A. Norman , *The Invisible Computer. Why Good Products Can Fail, the Personal Computer Is So Complex, and Information Appliances Are the Solution*, MIT Press, 1998.
6. Spadoni F., Tatarelli A., Loparco L., Rossi R., Tariffi F, Sassolini E., Ongaro P., "SMARTCITY: Customized and Dynamic Multimedia Content Production for Tourism Applications", EVA Florence 2012, Florence, May 2012, in V. Cappellini (Eds.), *Proceedings of Electronic Imaging & The Visual Arts, EVA Florence 2012* (pp. 132-137), ISBN 978-88-6655-127-0.
7. C. A. Iglesias, M. Sanchez and F. Spadoni, "VARIAZIONI: Collaborative Authoring of Localized Cultural Heritage Contents over the Next Generation of Mashup Web Services", 3rd International Conference on Automated Production of Cross Media Content for Multichannel Distribution, AXMEDIS2007, November 2007

INDEX

STRATEGIC ISSUES

"Research Infrastructures and e-Infrastructures for Cultural Heritage Communities"	Rossella Caffo	22
"The Strategic Role of IP Rights Protection"	Daniela Mainini	24
"Interpreting Heritage: Where Technology Meets the Audience"	Margaretha Mazura Kaja Antlej	26
"Museo Nazionale del Bargello: Mnemosyne – Smart Museum Project"	Ilaria Ciseri	27
"High Quality Archive Project For Polo Museale Fiorentino: Exploitation Activities"	Vito Cappellini Takayuki Morioka Marco Cappellini	28

NEW TECHNOLOGIES & APPLICATIONS

"International Cluster Approach as a Fast Track to Practical Realization of Disruptive Innovations in Culture"	Konstantine Karczmariski	32
--	--------------------------	----

"The Reinvention of Print in our Digital World: It's Personal, Powerful, Permanent"	Andrea De Polo	33
"ViSeQR®: a passive authentication technology"	Giacomo Cancelli Marco Cappellini	40
"Patient and User: Techniques for Treatment and Interaction with People"	L. Burzagli F. Baldini R. Pini	41

NEW 2D-3D TECHNICAL DEVELOPMENTS & APPLICATIONS

"Close Range 3D Scanning in Cultural Heritage: Discussion of Different Technologies"	Bernd Breuckmann	44
"Collaborative Interactions on Media Facades"	Jürgen Sieck Désirée Wündisch	49
"FTV for Revolutionized 3D Viewing"	Masayuki Tanimoto	57
"Free-viewpoint Image Generation from Free Setup Cameras"	Masayuki Tanimoto	65
"Word-of-Mouth Marketing and Social Media for Russian Cinema-Goers"	A. Peregudov	70

“Proving the Story”	Greg Loftin	77
---------------------	-------------	----

VIRTUAL GALLERIES – MUSEUMS AND RELATED INITIATIVES

“Enhancing Viewer’s Emotional Connections to the Traditional Art Creative Process Via An AI Interactive System”	Sara Salevati, Steve Di Paola	84
“Methodologies and Technologies for Restoration. SMARTICON: Information Retrieval and the Rediscovery of an important Painting”	Sara Penco	92
“It’s Those Einstein Pictures again! The Users of ETH-Bibliothek’s Image Archive: An Image -Science Study”	Nicole Graf	100
“Digital Exhibit: Cross-Media and Interactive Digital Storytelling for Archaeological Heritage”	Laura Longo Nicola Amico Cinzia Luddi Ginevra Niccolucci	105

ACCESS TO THE CULTURE INFORMATION

“Culture Clock & The e-Culture Cloud”	Mathias Müller-Using	108
Augmented Reality to Improve Users Experience in Art: An Application of Epson Moverio and Google CardBoard Devices”	Raffaella Folgieri Marco Granato	110

“Be Smart: Stay Human why e-Learning Needs Real Teaching”	Michael Petermann	116
“Transmitting Hybrid Theatre & Cinema Across Borders with Live English, German & Italian Language Events for Education & Enjoyment”	James Hemsley James Morris	117
“Social Networks Analysis to Enhance The Cultural Experience in the NeoLuoghi Project”	F. Spadoni F. Thétis R. Rossi F. Tariffi	118

